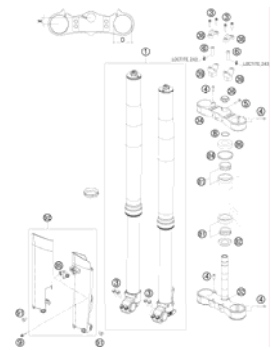

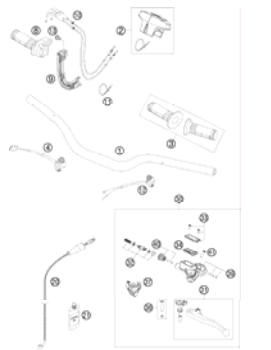
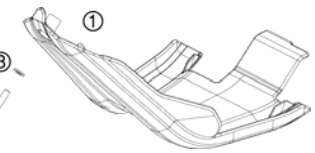
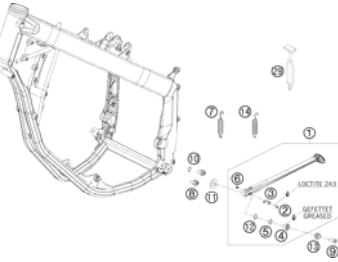
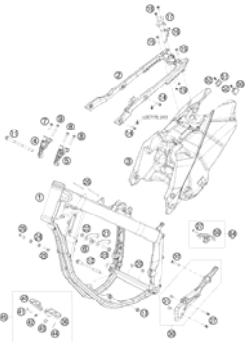
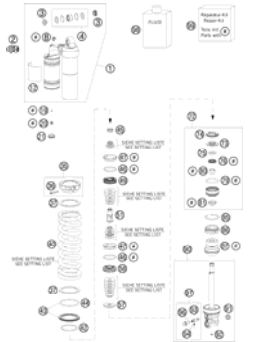
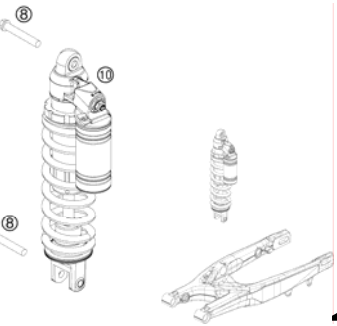
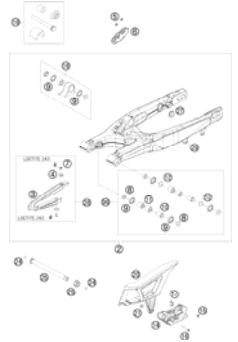

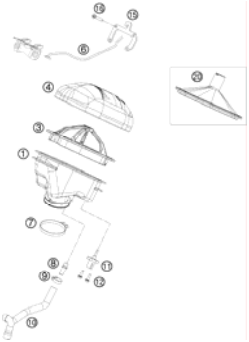
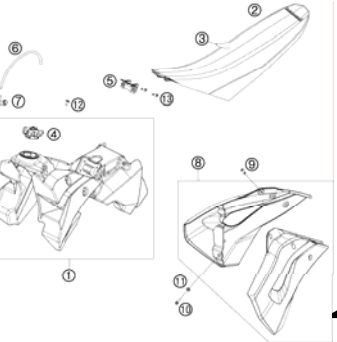
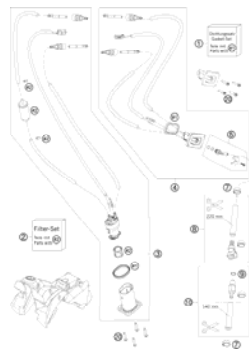
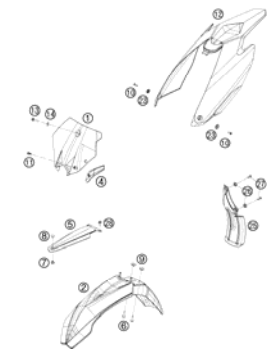

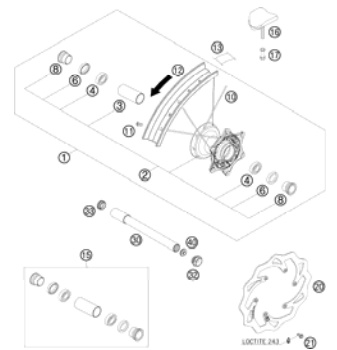
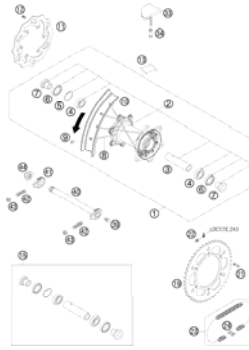


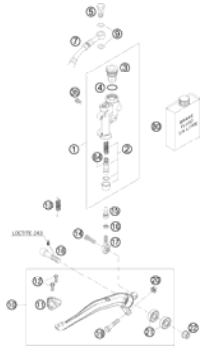
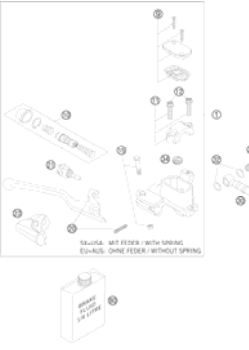
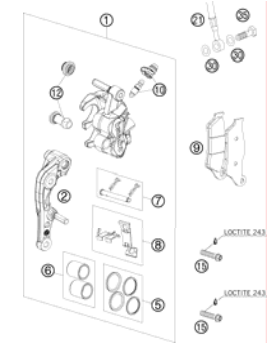
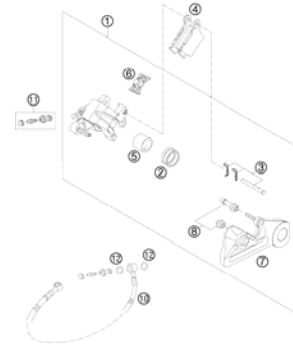



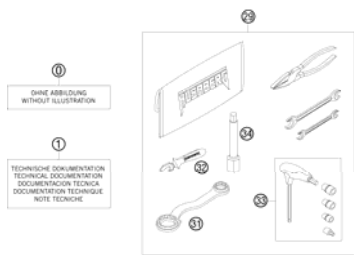

SPARE PARTS MANUAL: CHASSIS

ART.NO.: 3CF2475I3EN

ENGLISH

<p>FRONT FORK, TRIPLE CLAMP</p>  <p>4</p>	<p>FRONT FORK DISASSEMBLED</p>  <p>5</p>	<p>HANDLEBAR, CONTROLS</p>  <p>7</p>	<p>ENGINE GUARD</p>  <p>8</p>
<p>SIDE / CENTER STAND</p>  <p>9</p>	<p>FRAME</p>  <p>10</p>	<p>SHOCK ABSORBER DISASSEMBLED</p>  <p>12</p>	<p>SHOCK ABSORBER</p>  <p>14</p>
<p>SWING ARM</p>  <p>15</p>	<p>EXHAUST SYSTEM</p>  <p>16</p>	<p>AIR FILTER</p>  <p>17</p>	<p>TANK, SEAT, COVER</p>  <p>18</p>

FUEL PUMP  19	MASK, FENDERS  20	DECAL  21	FRONT WHEEL  22
REAR WHEEL  23	WIRING HARNESS  25	BATTERY  26	REAR BRAKE CONTROL  27
HAND BRAKE CYLINDER  28	BRAKE CALIPER FRONT  29	BRAKE CALIPER REAR  30	INSTRUMENTS / LOCK SYSTEM  31

<p>ACCESSORIES KIT</p>  <p style="text-align: right;">32</p>			
	<div style="display: flex; align-items: center;">  <p>All information contained is without obligation. KTM-Sportmotorcycle AG particularly reserves the right to modify any equipment, technical specifications, prices, colors, shapes, materials, services, service work, constructions, equipment and the like so as to adapt them to local conditions or to cancel any of the above items, all without previous announcement and without giving reasons. KTM may stop manufacturing certain models without previous notice. KTM shall not be held liable for any deviations of availability and/or ability to deliver, illustrations, descriptions, printing and/or other errors. The illustrated models partly contain extra equipment, which is not applied to standard models. © by KTM-SPORTMOTORCYCLE AG, Mattighofen AUSTRIA; All rights reserved; Reprint, also in extracts, with written allowance of KTM-SPORTMOTORCYCLE AG, Mattighofen only.</p> </div>		

FRONT FORK, TRIPLE CLAMP

FE 570 USA 2009

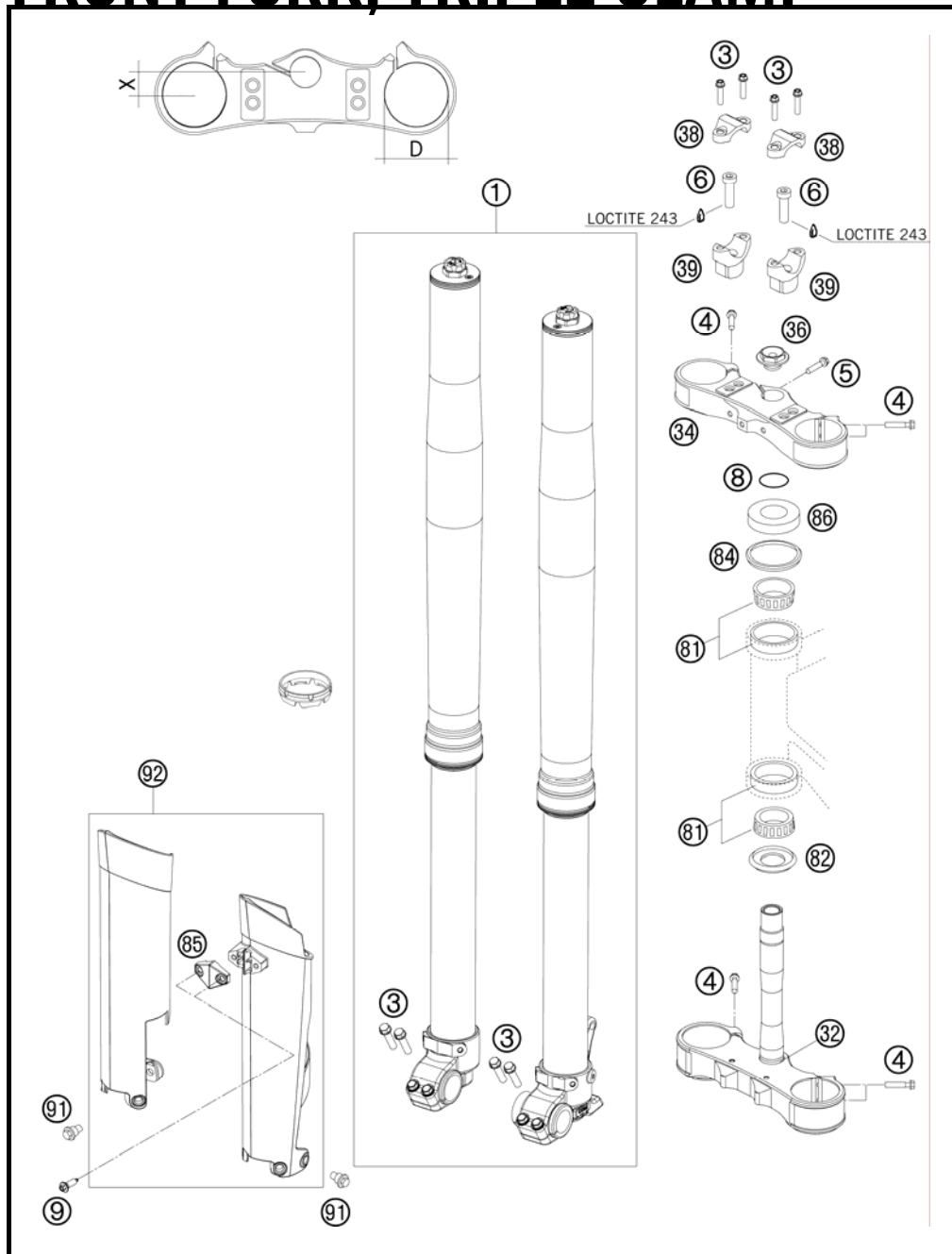


FIG	PART NUMBER	DESCRIPTION	QTY
1	14457E0201	FORK HUSABERG FE 450	1
3	0025080256	HH COLLAR SCREW M8X25 TX40	8
4	0025080356	HH COLLAR SCREW M8X35 TX40	8
5	0025080256S	HH COLLAR SCREW M8X25 TX40	1
6	0912100356	AH SCREW DIN6912-M10X35 10.9	2
8	0770025035	O-RING 25X3,55 NBR70 05	1
9	0017060204	EJOT PT SCREW K60X20 ALU WS=6	2
32	78001032019	BOT. TRI. CLAMP CPL. X=19MM 09	1
34	59401034019	TOP TRIPLE CLAMP D=54MM 05	1
36	54801036000	STEER.HEAD SCREW M20X1,5 WS=27	1
38	59401038000	HANDLEBAR CLAMP 28MM 05	2
39	59401039037	HANDLEB.SUPP. D=28MM H=37MM 05	2
81	54201081100	TAPERED ROLLER BEARING CPL. 06	2
82	54601084200	O-RING SUPPORT W. SEALING LIP	1
84	54601184000	STEERING HEAD GASKET TOP	1
85	7800108500028	CLAMP F. SPEED. CABLE D=6MM 08	1
86	54201086000	STEERING HEAD COVER	1
91	59001092050	SPECIAL SCREW M6X12,5 WS=8	6
92	7800109410028	FORK PROTECT. L/S+R/S WHITE 09	1

098120111 / C098120111

* NEW PART

X AS REQUIRED

FRONT FORK DISASSEMBLED

FE 570 USA 2009

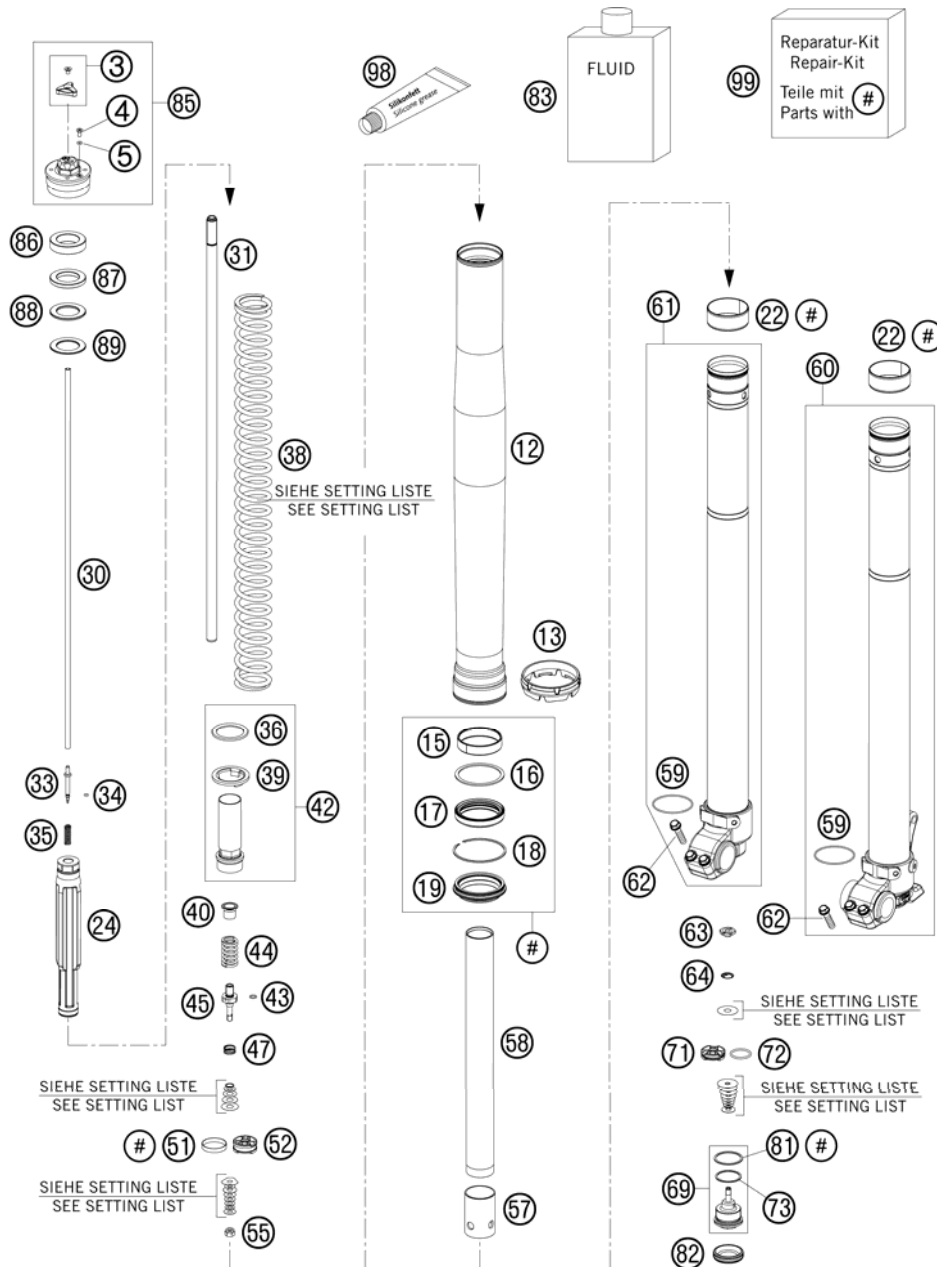


FIG	PART NUMBER	DESCRIPTION	QTY
3	48600812S	ADJUSTING KNOB + SCREW	2
4	48600481	VENT SCREW M4X8	2
5	48600009	O-RING NBR 3,7X1,6	2
12	48600736	OUTER TUBE L577 D54/60MM 2L	2
13	48600698	FORK PROTECTION RING 08	2
15	48600429	DU-BUSH D48XD52X12DDL02	2
16	48600013	SUPPORT RING 50 X 57,6 X 1,5	2
17	48600347	OIL SEAL RING 48X57,8X9,5 03	2
18	48600070	LOCK WASHER SB58	2
19	48600400	DUST CAP D=48 58,4X11,8	2
22	48600428	DU-BUSH D47XD49X20DDL02	2
24	48600557S	HYDR.STOP L=200 D=31,9 CPL. 07	2
30	48600559	ADJUSTING TUBE L=520 07	2
31	48600568	PISTON ROD D=12 L=554 ALU	2
33	48600277	ADJUSTER NEEDLE 07	2
34	48600298	O-RING 2X1,5 NBR	2
35	48600444	REBOUND SPRING C=4N/MM	2
36	48600113	WASHER 32X42X2,5	2
38	91410012S	SPRING 3,8N/MM SET D=4,9MM	x
38	91410013S	SPRING 4,0N/MM SET D=5,0MM	x
38	91410014S	SPRING 4,2N/MM SET D=5,0MM	x
38	91410015S	SPRING 4,4N/MM SET D=5,1MM	x
38	91410016S	SPRING 4,6N/MM SET	x
38	91410017S	SPRING 4,8N/MM SET	x
39	48600021	INTERM. RING 26,2 X 43 X 3	2
40	48600525	GUIDING BUSH REBOUND SPRING	2
42	48600762S	SCREW SLEEVE M27X,08 L=100 KPL	2
43	48600299	O-RING 6X1,2 NBR	2
44	48600511	REBOUND SPRING L=32 C=17	2
45	48600576	PISTON ROD REBOUND	2
47	48600382	SHUTTLE VALVE SPRING C=0,4	2
51	48600455	PISTON RING 5X1X68	2
52	48600575	PISTON REBOUND SX 2007	2
55	40540486	NUT M6X0,5 REBOUND	2
57	48600764	ADAPTER SLEEVE D23/D28	2
58	48600763	PIPE D23/L350 09	2

095030130 / C098120130

* NEW PART

X AS REQUIRED

FRONT FORK DISASSEMBLED

FE 570 USA 2009

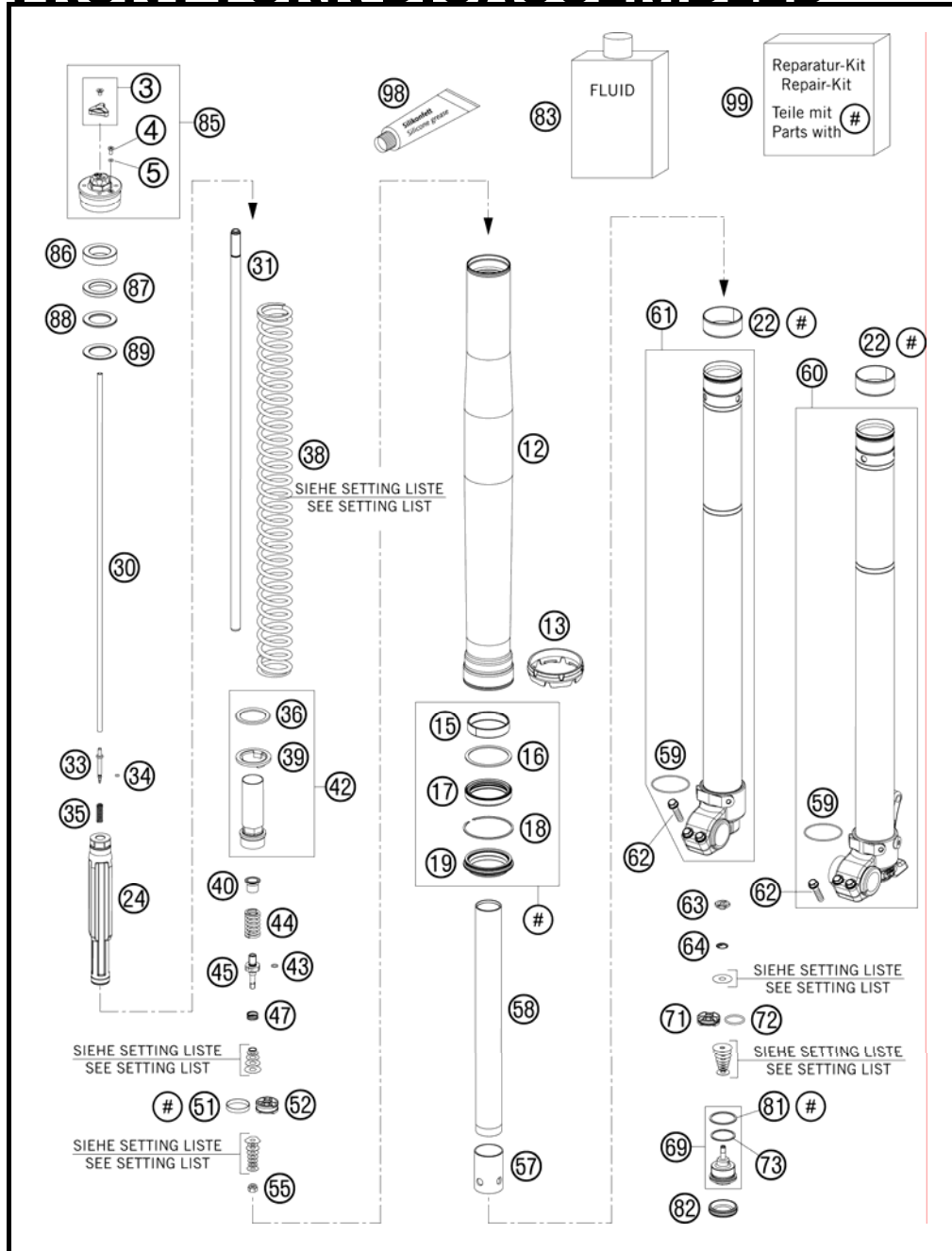


FIG	PART NUMBER	DESCRIPTION	QTY
59	48600048	O-RING NBR 46 X 2	2
60	48600237S3	AXLE CLAMP L/S + TUBE CPL. 09	1
61	48600238S4	AXLE CLAMP R/S + TUBE CPL. 09	1
62	0025080256	HH COLLAR SCREW M8X25 TX40	4
63	48600163	CHECK VALVE NUT M6X0,5 D=2	2
64	48600202	SPRING CHECK VALVE D=0,7	2
69	48600586S	TAP COMPRESSION CPL. 07	2
71	48600047	PISTON COMPRESSION D=27,9	2
72	46811499	O-RING NBR 21X2	2
73	35480320	O-RING NBR 24X2	2
81	48600004	COPPER WASHER 29,5X33,5X1	2
82	48600141	RUBBER CAP D=35MM	2
83	48600401S1	FORK OIL SAE5 5L 2005	1
85	48600431S2	PRE-LOAD ADJ. M51X1,5 09	2
86	48600038	SPACER 42X26,5X10	2
87	48600037	SPACER 42X26,5X5	2
88	48600036	SPACER 42X26,5X2,5	2
89	48600053	SPACER 42X26,5X1,5	2
98	T511	SILICONE GREASE F. DUST STRI	1
99	R14016	REPAIR-KIT EXC FRONT FORK 2009	1

095030130 / C098120130

* NEW PART

X AS REQUIRED



HANDLEBAR, CONTROLS

FE 570 USA 2009

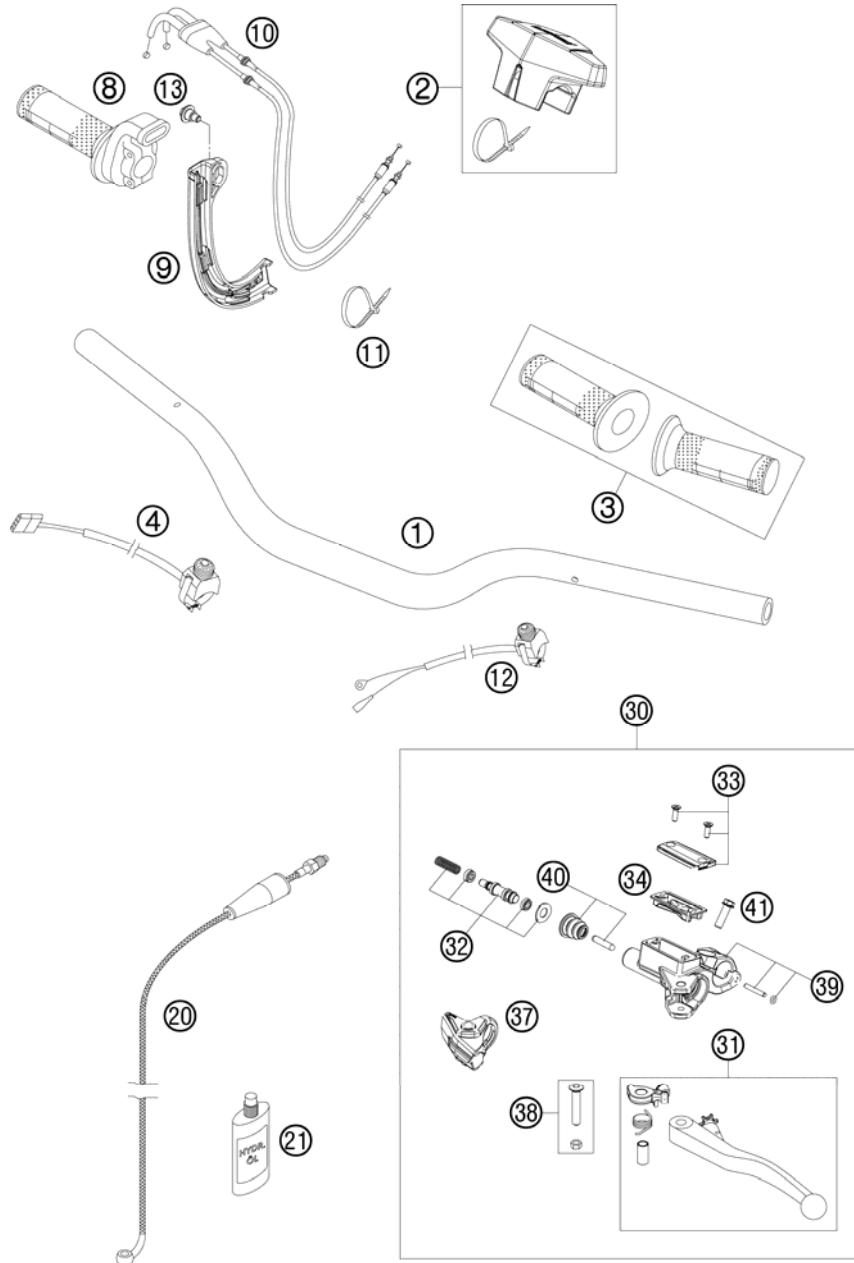


FIG	PART NUMBER	DESCRIPTION	QTY	
1	59002001000	HANDLEBAR 28MM HIGH	2000	1
2	81202002000	FATBAR PAD HUSABERG	09	1
3	81202021000	GRIP SET		1
4	59411074000	STARTER CONTROL	04	1
8	81202010000	THROTTLE GIRP CPL.	09	1
9	81202091050	THROTTLE CABLE GUIDANCE		1
10	81202091000	THROTTLE CABLE HUSABERG	2009	1
11	44011076200	CABLE TIE 200/3,6MM BLACK		2
12	50311089200	SHORT CIRCUIT BUTTON	02	1
13	59001092050	SPECIAL SCREW M6X12,5	WS=8	1
20	81232063000	CLUTCH PIPE	09	1
21	50302036200	OIL FOR HYD. CLUTCH 75ML		1
30	50302030300	MASTER CYLINDER CPL. 9,5MM	09	1
31	50302031300	CLUTCH LEVER CPL.	2009	1
32	50302032100	REP.KIT PISTON 9,5MM	09	1
33	50302033200	COVER HYDR. CLUTCH CPL.	09	1
34	50302034100	RUBBER FOR RESERVOIR	09	1
37	50302037100	MUD CAP	09	1
38	50302038200	LEVER SCREW SHORT CPL.	09	1
39	50302030250	CLAMP + PIN + O-RING	09	1
40	50302046000	PUSH ROD CPL.	09	1
41	0025060166	HH COLLAR SCREW M6X16	TX30	1

098120212 / C098120212

* NEW PART

X AS REQUIRED

ENGINE GUARD

FE 570 USA 2009

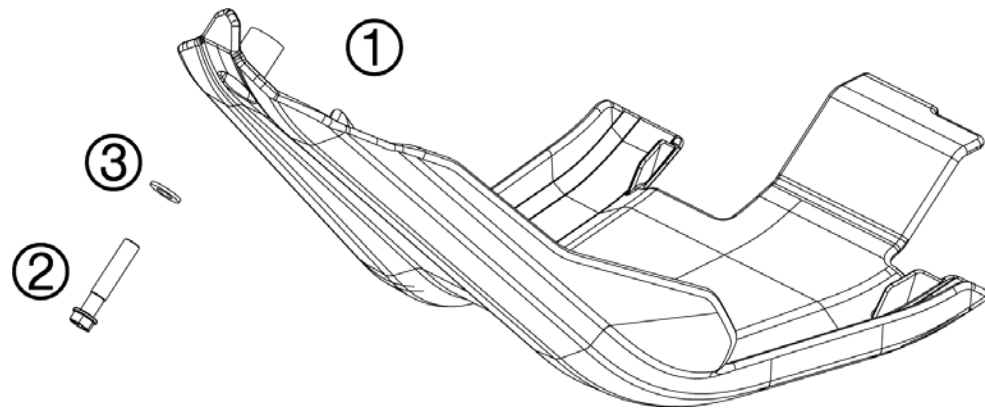


FIG	PART NUMBER	DESCRIPTION	QTY
1	81203190000	ENGINE GUARD	1
2	0025060356	HH COLLAR SCREW M6X35 TX30	1
3	0021060003	WASHER DIN9021-A 6,4	1

098120330 / C098120330

* NEW PART

X AS REQUIRED

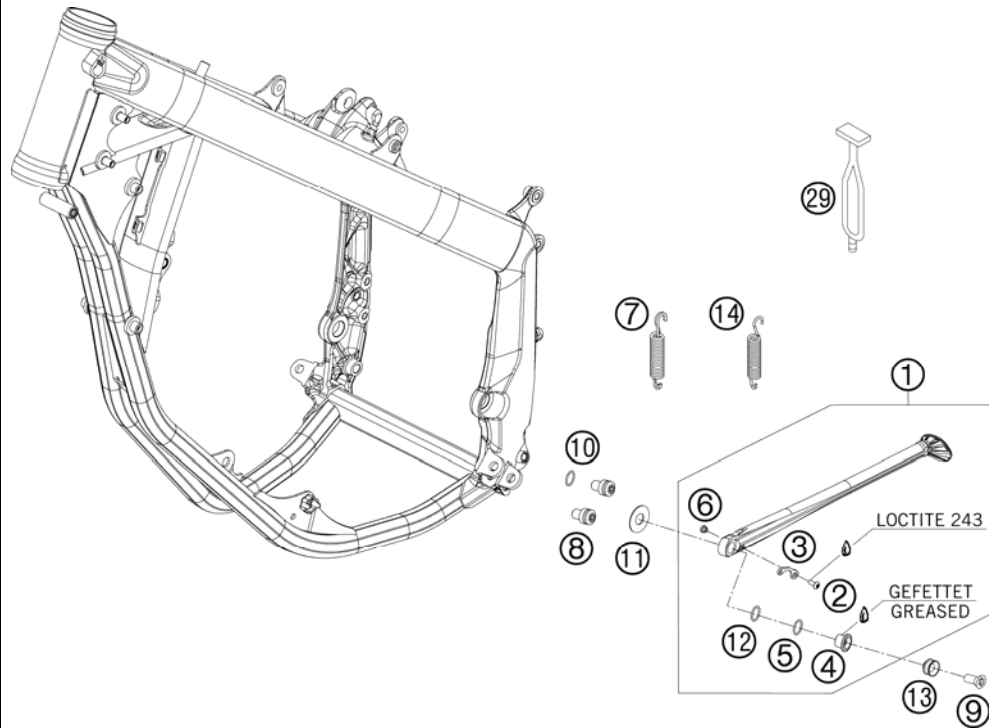


FIG	PART NUMBER	DESCRIPTION	QTY
1	78003023044	SIDE STAND CPL. 08	1
2	58605083014	SCREW M5X14 TORX 25 07	1
3	78003023090	SPRING BRACKET F. SIDE ST. 08	1
4	78003023080	SIDE STAND BUSHING EXC USA 08	1
5	0770180020	O-RING 18,00X2,00 NBR 70	1
6	78003023070	SPACER BUSH. SPRING BRACKET	1
7	81203024000	SIDE STAND SPRING EYE MOVEABLE ONLY FOR EU + AUS/UK	1
8	78003023182	SIDE STAND STOP SCREW M10X12	2
9	0019080206S	FLAT HEAD SCREW M. ISA45 M8X20 ONLY FOR USA	1
9	0019080266S	COUNTER-SUNK SCREW ISA45 M8X26 ONLY FOR EU + AUS/UK	1
10	0770120020	O-RING 12,00X2,00 NBR 70	1
11	78003023083	WASHER F. SIDE STAND 12,2X29,5	1
12	0770125015	O-RING 12,5X1,5 NBR	1
13	78003023081	SIDE STAND BUSHING EXC-EU 08 ONLY FOR EU + AUS/UK	1
14	78003024100	SIDE STAND SPRING 08 ONLY FOR USA	1
29	50303018000	RUBBER L=145MM	1

098120360 / C098120360

* NEW PART

X AS REQUIRED

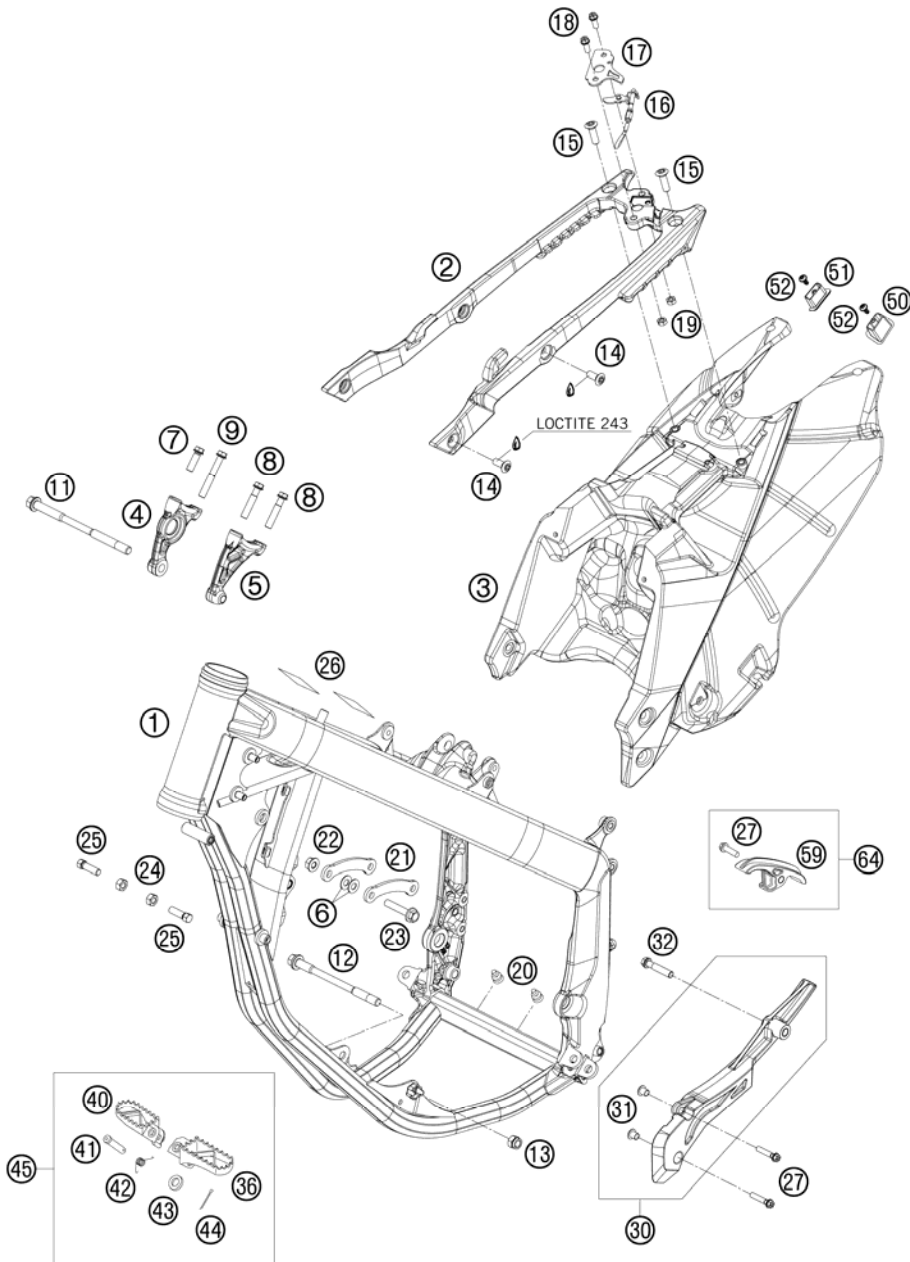


FIG	PART NUMBER	DESCRIPTION	QTY
1	8120300110056	FRAME 450 FE GREY USA "HB09"	1
2	81203003000	SUB FRAME UPPER PART 2009	1
3	81203002000	SUB FRAME 450 FE 2009	1
4	81203005010	REINFORCING B. R/S	1
5	81203005020	REINFORCING B. L/S	1
6	77003013050	WASHER 8,5X18X1 INOX	4
7	0025080256	HH COLLAR SCREW M8X25 TX40	1
8	0025080406	HH COLLAR SCREW M8X40 TX40	2
9	0025080556	HH COLLAR SCREW M8X55 TX40	1
11	58403014000	ENGINE BRAC.SCREW M10X160 WS13	1
12	83003014000	ENGINE BRACKET SCREW M10X138	1
13	54310086100	SELF LOCKING NUT M10 CU WS=14	1
14	0019080206S	FLAT HEAD SCREW M. ISA45 M8X20	4
15	0019080266	COUNTER-SUNK SCREW ISA45 M8X26	2
16	81207050010	OPERATING CABLE INCL. HINGE	1
17	81207050030	COVER PLATE SEAT LOCK	1
18	0025060166	HH COLLAR SCREW M6X16 TX30	2
19	0934060003	HEXAGON NUT DIN0934-M 6	2
20	54403135000	PLASTIC CAP SFL10	2
21	81703013000	REINFORCING BRACKET FE 570	2
22	54310086200	SELF LOCKING NUT M8 10.9	2
23	56530079000	COLLAR SCREW M8X42 WS=13 10.9	2
24	0934080003	HEXAGON NUT DIN0934-M 8	2
25	59001037000	SPECIAL SCREW M8X26 WS=10	1
26	50307012000	ADH. FOIL TRANSP. 80X80 MM 04	2
27	0025060306	HH COLLAR SCREW M6X30 TX30	3
30	81203096000	CHAIN GUARD '09	1
31	58314060050	SPACER BUSH. F. SPEEDOMET.BRA.	2
32	0025080406	HH COLLAR SCREW M8X40 TX40	1
36	59003040250	FOOT PEG L/S SILVER 02	1
40	59003041250	FOOT PEG R/S SILVER 02	1
41	54803044000	BOLT FOR FOOT PED 03	2
42	54603041000	FOOTREST SPRING L/S & R/S	2
43	0125100003	WASHER DIN0125-A10,5	2
44	0094032253	PIN DIN0094-3,2X25 STEEL	2
45	5030314013390	FOOTPEG L.+R. CPL. 03	1

098170311 / C098170311

* NEW PART

X AS REQUIRED

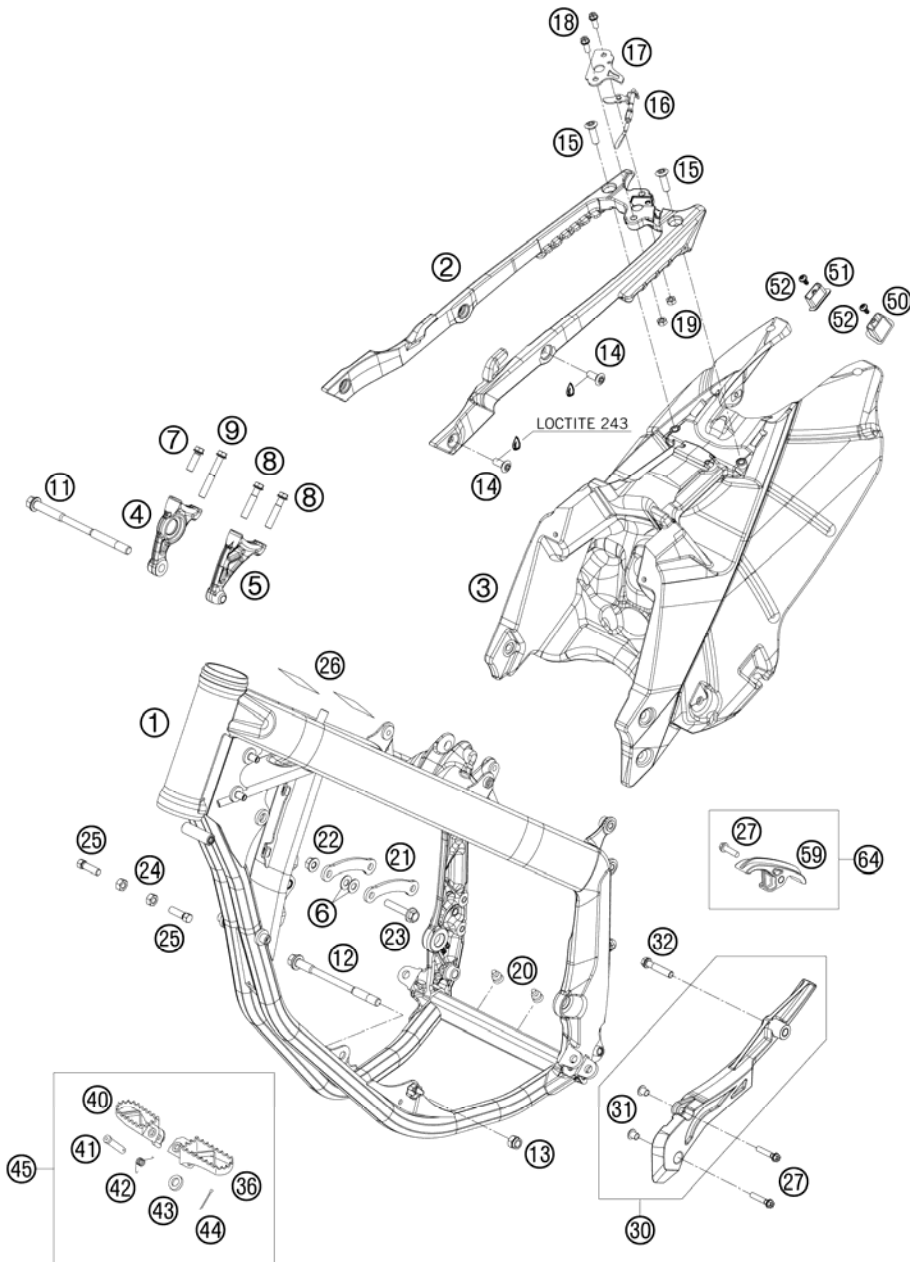


FIG	PART NUMBER	DESCRIPTION	QTY
50	81203002050	CAP L/S	1
51	81203002060	CAP R/S	1
52	0081050121	SCREW FOR PLASTIC K50X12 T20	2
59	77303053000	CHAIN SLIDING PIECE BELOW 07	1
64	77303053010	CHAIN SLIDING P. BELOW CPL. 07	1

098170311 / C098170311

* NEW PART

X AS REQUIRED

SHOCK ABSORBER DISASSEMBLED

FE 570 USA 2009

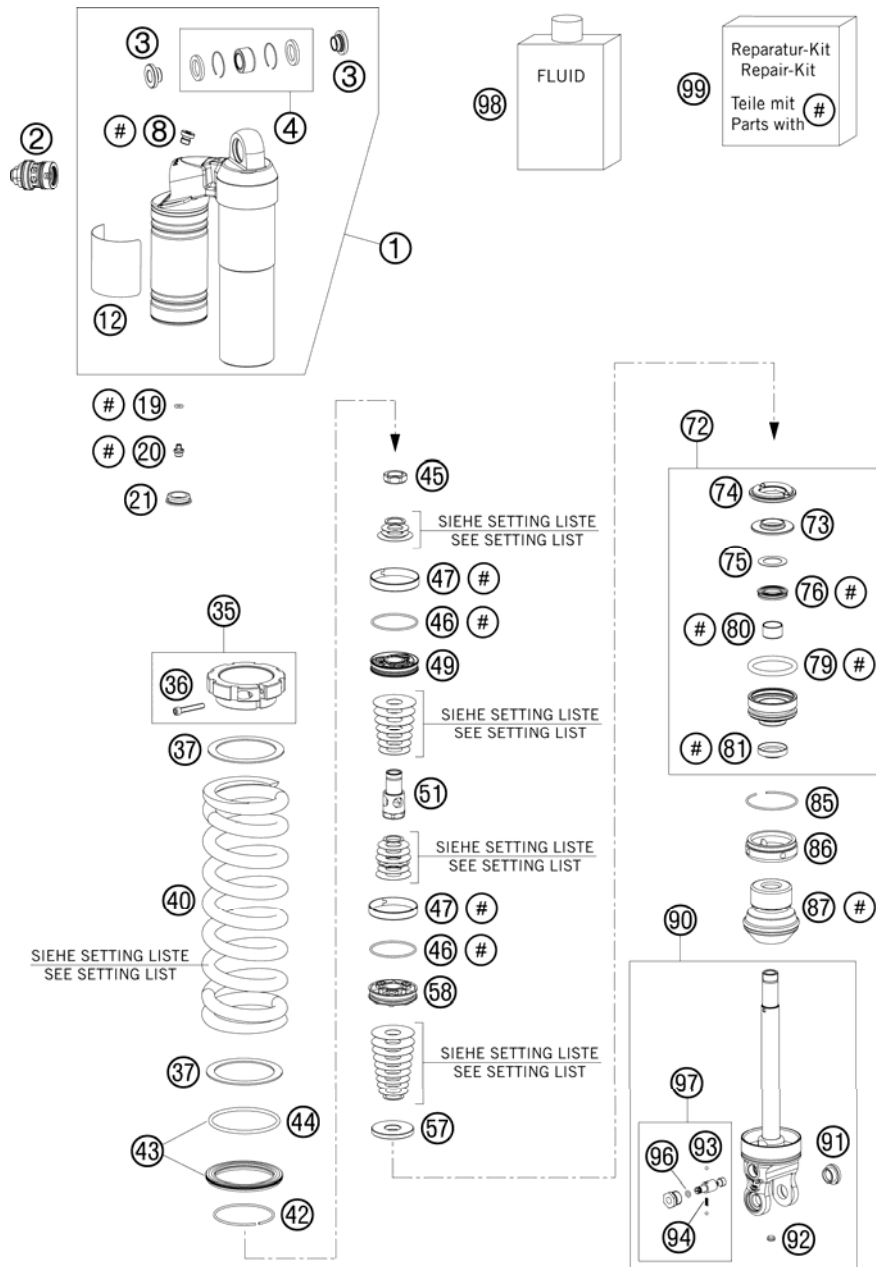


FIG	PART NUMBER	DESCRIPTION	QTY
1	50180753S4	TOP PART CPL. M57,5X1 H30,5 09	1
2	50180213S10	DCC-COMPR.DAMP.CONTROL CPL. 07	1
3	46180007	ADAPTOR BUSH KGW 12X24	2
4	R12012	REP. KIT BEAR./SEAL UP. 07	1
8	50180095	BLEED PLUG R 1/8	1
12	52000041	WP CAUTION (PDS KTM) 58X83	1
19	46810893	O-RING NBR 5,28X1,78	1
20	36120151	SCREW PLUG M5X6	1
21	46811208	RUBBER CAP "DO NOT OPEN"	1
35	50180520S	SPRING RETAINER M57,5X1 +SCREW	1
36	50180327	AH SCREW M5X30 DIN912	1
37	50180114	INTERM.RING SCREW SPRING RET.	2
40	91210078S	SPRING 250 69 N/MM YELLOW	x
40	91210079S	SPRING 250 72N/MM(64/62)YELLOW	x
40	91210080S	SPRING 250 76 N/MM YELLOW	x
42	50180273	CIRCLIP 58,2X2	1
43	50180463S	SPRING RET. D=80 W. O-RING 05	1
44	50180352	O-RING VITON 66,27X3,53	1
45	50180627	PISTON ROD NUT M20X1	1
46	50180099	O-RING VITON 44,17X1,78	2
47	50180135	PISTON RING 50-8	2
49	50180675	PISTON D=20	1
51	50180764	TAP D20 M20X1 L45,3 09	1
57	50180631	REBOUND DISC D43 H0 T4	1
58	50180197	PISTON 6+6X7/4,5	1
72	50180603S	ADAPTOR CPL. D=50 H=28 08	1
73	50180113	STEEL DISC 18X,5X43,7X6	1
74	50180107	REBOUND RUBBER	1
75	50180604	SHIM D29,75 X D19 X T0,4 08	1
76	50180605S	SEAL D18X30X5 08	1
79	50180103	O-RING 41X5	1
80	46180119	DU-BUSH 18X20X12	1
81	50180606	DUST SEAL 1828 08	1
85	50180126	CIRCLIP 53X1,75	1
86	50180626	RESERVOIR CAP D=50 H=10 09	1
87	50180600	BUMP RUBBER D58 D17 H59 2008	1

095030430 / C095030433

* NEW PART

X AS REQUIRED

SHOCK ABSORBER DISASSEMBLED

FE 570 USA 2009

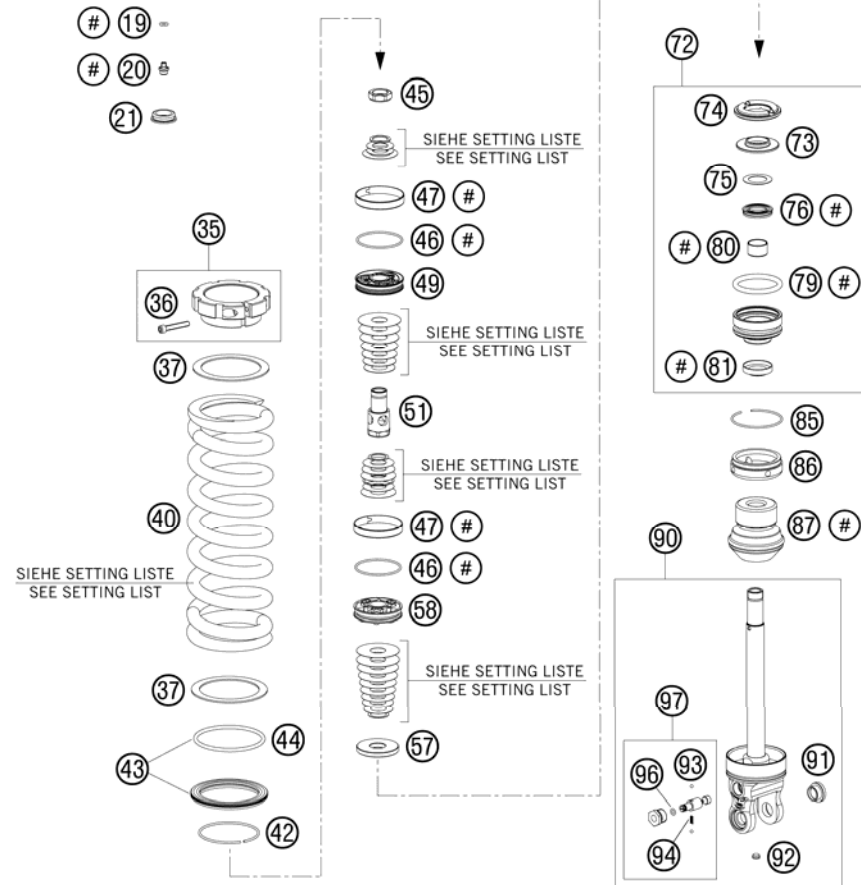
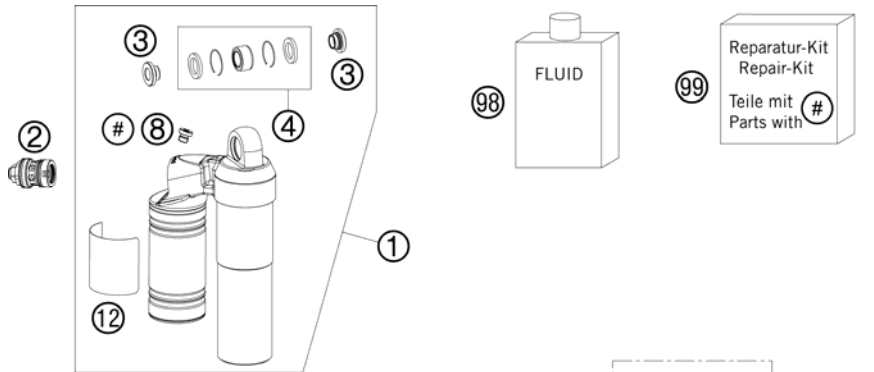


FIG	PART NUMBER	DESCRIPTION	QTY
90	50180512S3	SHOCK ABS. LOWER PART CPL. 09	1
91	50180105	THREADED BUSH M12 PDS	1
92	50180297	RUBBER PLUG D=8	1
93	40540603	STEEL BALL D=3MM	2
94	48600028	SPRING D=2,9 L=7,9	1
96	50180222	O-RING NBR 4X1,5	1
97	50180434S	ADJUSTING SCREW REBOUND TRAVEL	1
98	50180342S1	SHOCK ABSORBER FLUID 5 LT '03	1
99	R12014	REPAIR KIT 5018 PDS 06	1

095030430 / C095030433

* NEW PART

X AS REQUIRED

SHOCK ABSORBER

FE 570 USA 2009

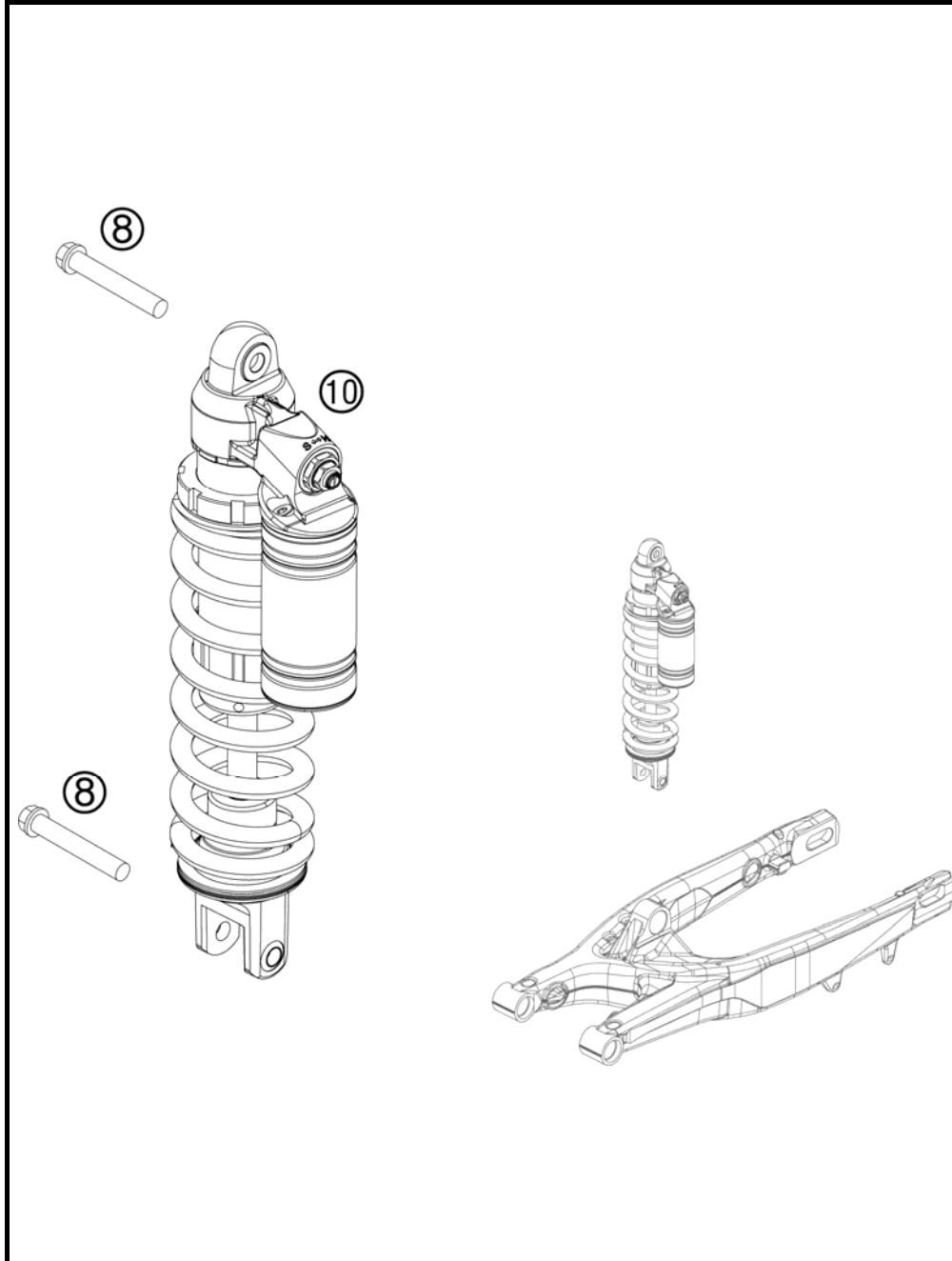


FIG	PART NUMBER	DESCRIPTION	QTY
8	0025120506S	HH COLLAR SCREW M12X50 TX45	2
10	12457E02	MONOSHOCK HUSABERG FE 2009	1

098120410 / C098120410

* NEW PART

X AS REQUIRED

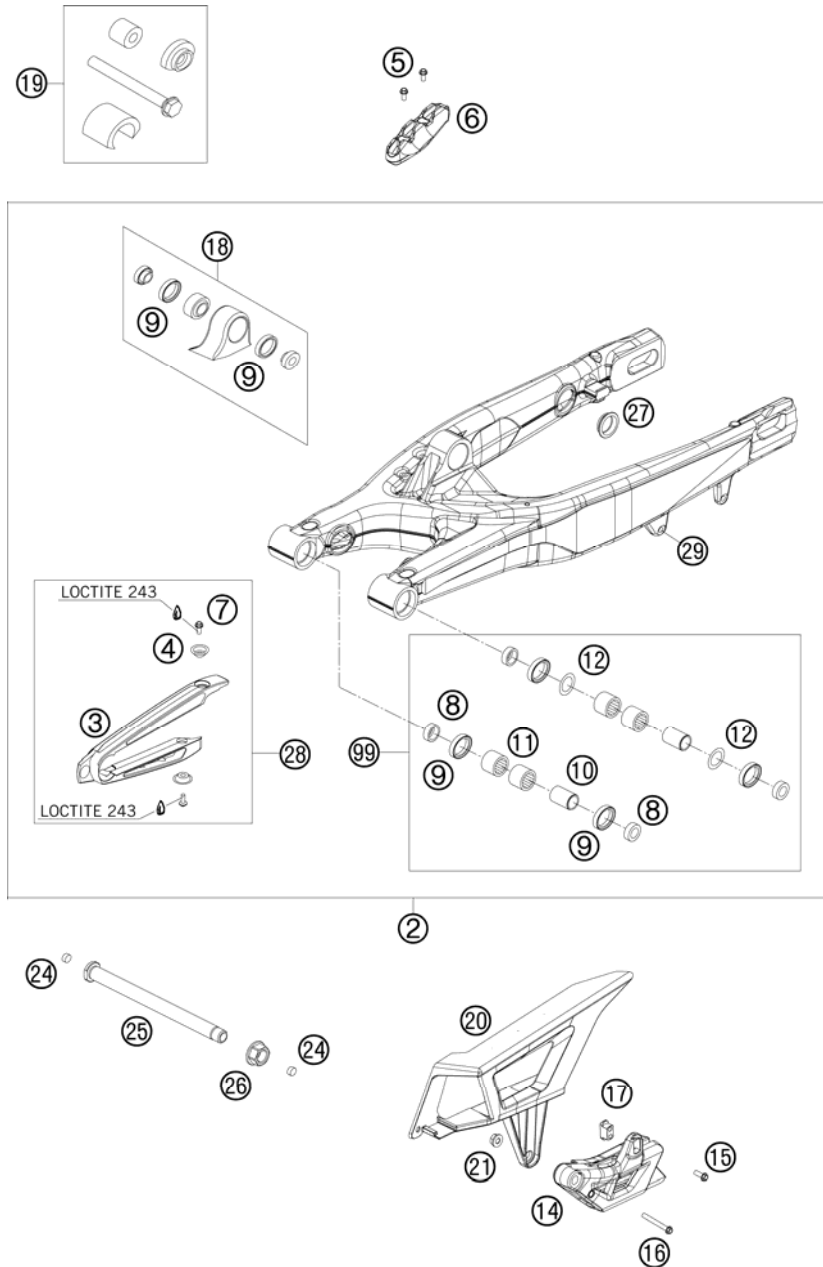


FIG	PART NUMBER	DESCRIPTION	QTY
2	78004030144	SWING ARM CPL. 08	1
3	77304066000	CHAIN SLIDING PROTECTION	1
4	77304066050	BUSHING F. CHAIN SLIDING PR.07	2
5	0009050103	SPECIAL SCREW M 5,0X10	2
6	77313047000	BRAKE HOSE GUIDE LOWER 07	1
7	59009062013	SPECIAL SCREW M6X13 WS=8 10.9	2
8	54804034000	BUCKET F. SHAFT SEAL RING 03	4
9	0760253270	SHAFT SEAL RING 25X32X7	6
10	59404032000	BEARING SLEEVE 17X22X38,7 03	2
11	59004031100	NEEDLE BEARING HK2212V	4
12	54603036000	STOP DISK 22,2X31,7X1	2
14	77304070000	CHAIN GUIDE REAR CPL. 07	1
15	59009062019	SPECIAL SCREW M6X19 WS=8 10.9	1
16	0025060506	HH COLLAR SCREW M6X50 TX30	1
17	77304070030	INSERTION NUT F. CHAIN GUIDE	1
18	50304090044	PIVOT BEARING+BUSHES PDS '99	1
19	50329000044	TOOL BEARING MOUNTING PDS	1
20	78004060000	CHAIN GUARD 08	1
21	56509064100	SELF LOCKING NUT M6 10.9	1
24	55009086000	PLUG SFL13	2
25	77304037000	SWINGARM BOLT M16X1,5 07	1
26	54804038000	SELF LOCK.NUT M16X1,5 WS=19 03	1
27	58404041100	CLOSING COVER ROUND 03	4
28	77304066010	CHAIN GUARD CPL. 06	1
29	54603055051	PRESS IN NUT M6 STEEL ZINC	1
99	59404230110	SWINGARM-REPAIR KIT 05-07	1

098120490 / C098120490

* NEW PART

X AS REQUIRED

EXHAUST SYSTEM

FE 570 USA 2009

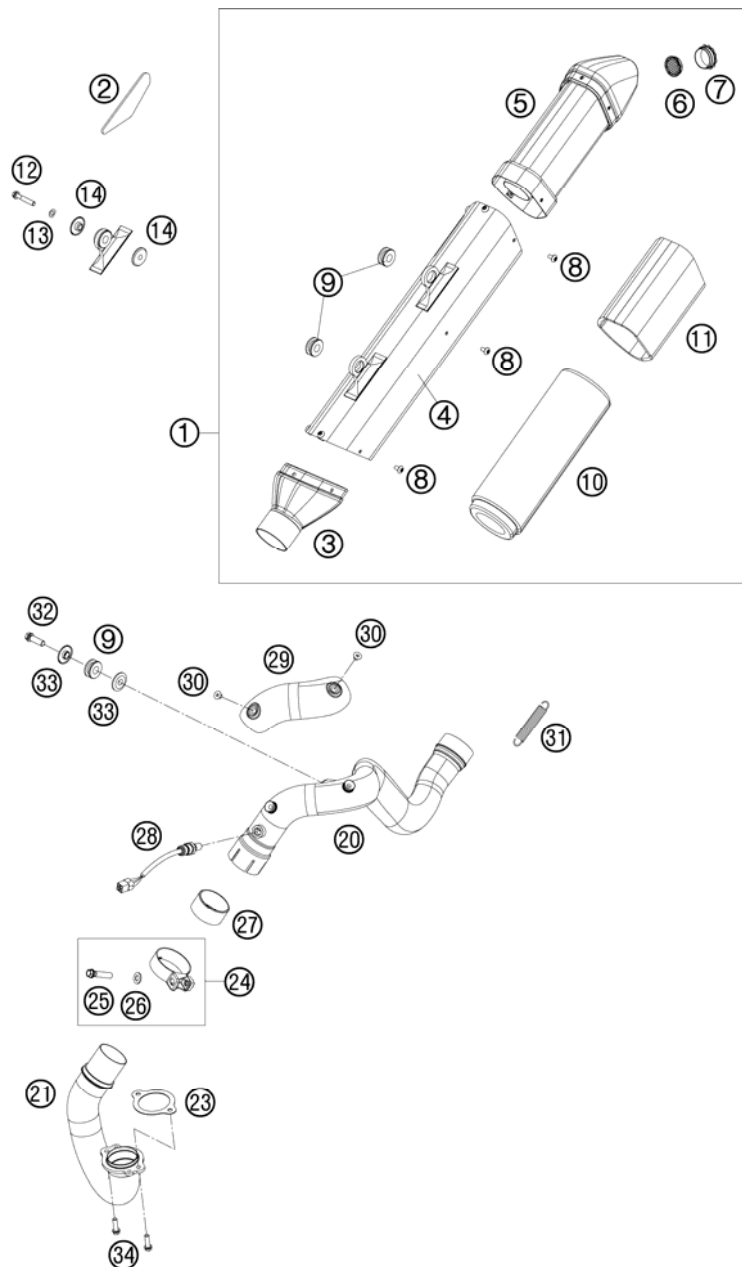


FIG	PART NUMBER	DESCRIPTION	QTY
1	81205081000	SILENCER HUSABERG	1
2	77308013050	THERMAL PROTECTION FOIL 07	1
3	77005081109	CONNECTING CAP CPL. EXC-F 08	1
4	81205081050	SILENCER JACKET HUSABERG	1
5	77005081007	ENDCAP W. SILENCER ELEMENT 09	1
6	77005081065	THROTTLE ELEMENT CPL. EXC 07	1
7	77005081055	SIL. ELEMENT EXC-F 07	1
8	58605083010	SCREW TORX M5X10 05	12
9	54605068000	EXHAUST BRACKET RUBBER BLACK	3
10	77005078315	STUFFINGYARN 315 GRAMS	1
11	77005081016	STUFFING YARN EXC-F 07	1
12	0025060356	HH COLLAR SCREW M6X35 TX30	2
13	0137060003	SPRING WASHER DIN0137-B 6	2
14	54605069000	BUSHING 7,5X12X28X7,8 '96	4
20	81205008000	EXHAUST MANIFOLD REAR	1
21	81705007000	EXHAUST TUBE FRONT 570	1
23	78036041000	EXHAUST FLANGE GASKET	1
24	61005051144	EXHAUST CLAMP D=53,2MM	1
25	0025080356	HH COLLAR SCREW M8X35 TX40	1
26	0125080003	WASHER DIN0125-A 8,4	1
27	58405005001	GRAPHITRING 45X50X25	1
28	75041090000	LAMBDA SENSOR 07	1
29	81205011000	HEAT SHIELD HUSABERG	1
30	0991060082	FLAT H.SCREW M6X8 DIN7991 NIRO	2
31	50305016000	TEN.SPRING L=62MM EY.MOVEABLE	3
32	0025080256	HH COLLAR SCREW M8X25 TX40	1
33	59405069000	BUSHING FOR EXHAUST SUPPORT 03	2
34	0025060206	HH COLLAR SCREW M6X20 TX30	2

098170511 / C098170511

* NEW PART

X AS REQUIRED

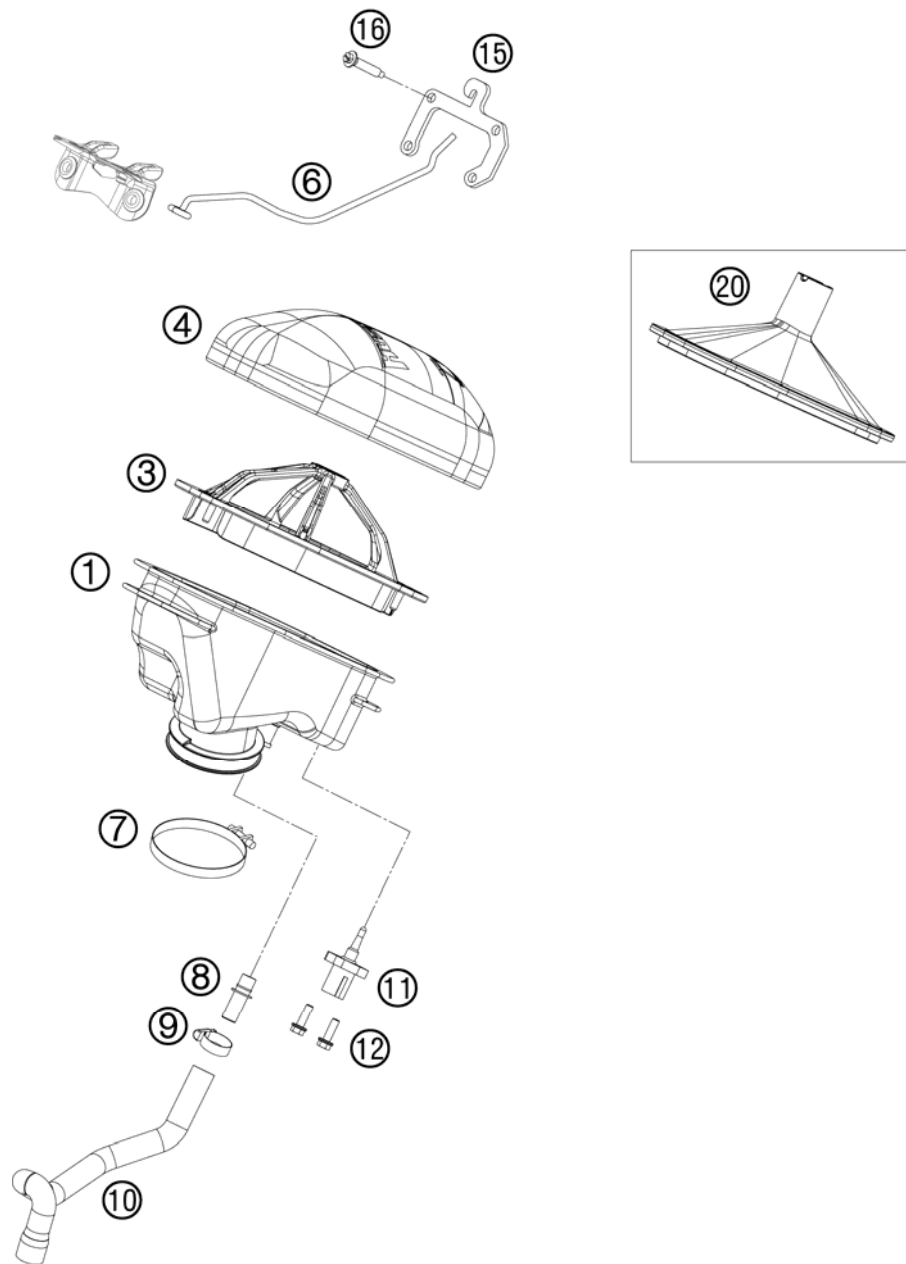


FIG	PART NUMBER	DESCRIPTION	QTY
1	81706026000	INDUCTION BOOT	1
3	81206016000	FILTER SUPPORT HUSABERG 09	1
4	81206015000	AIR FILTER 09	1
6	81206017000	FILTER FIXING BOW	1
7	78006027000	HOSE CLAMP 45-65MM	1
8	81206026020	FIXING SOCKET	1
9	42013037300	HOSE CLAMP NORMA 12/22	1
10	81236084000	ENGINE BREATHER HOSE	1
11	61041080000	AMBIENT-AIR TEMPERATURE SENSOR	1
12	0025050166	HH COLLAR SCREW M5X16 TX30	2
15	81206019000	MOUNTNING PLATE FILTER BOW 09	1
16	0017060303	SPECIAL SCREW T60 6X30 WS=6	4
20	81206005000	AIRBOX COVER	x

098170611 / C098170611

* NEW PART

X AS REQUIRED

TANK, SEAT, COVER

FE 570 USA 2009

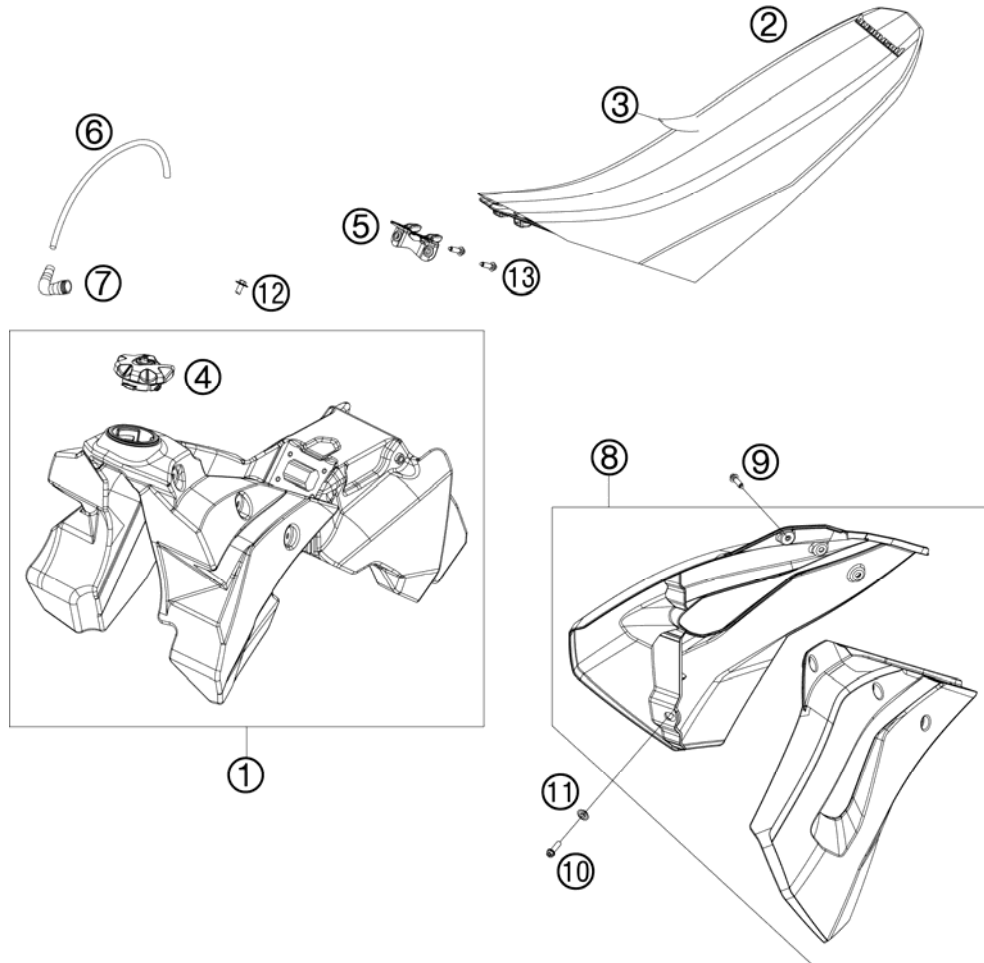


FIG	PART NUMBER	DESCRIPTION	QTY
1	8120701304456	FUEL TANK CPL. 8,5L FE 2009	1
2	81207040000	SEAT FE 2009	1
3	81207040050	SEAT COVER FE 2009	1
4	7800700804455	TANK PLUG CPL. HUSABERG 09	1
5	81207046000	SEATMOUNTING FUEL TANK	1
6	78007000270	PVC-HOSE 5,6X10X270MM	1
7	51030022000	ANGLE PIECE 90 DEGREE M10X1	1
8	8120805400068A	SPOILER KIT BLUE FE 2009 WITH DECAL	1
9	0017060204	EJOT PT SCREW K60X20 ALU WS=6	6
10	0025060206	HH COLLAR SCREW M6X20 TX30	2
11	50308052000	BUSH FOR SPOILER 6X11X16X5 MM	2
12	0024060123	COLLAR SCREW M6X12 TX	1
13	0017060203	EJOT PT SCREW K60X20 WS=6	2

098120710 / C098120710

* NEW PART

X AS REQUIRED

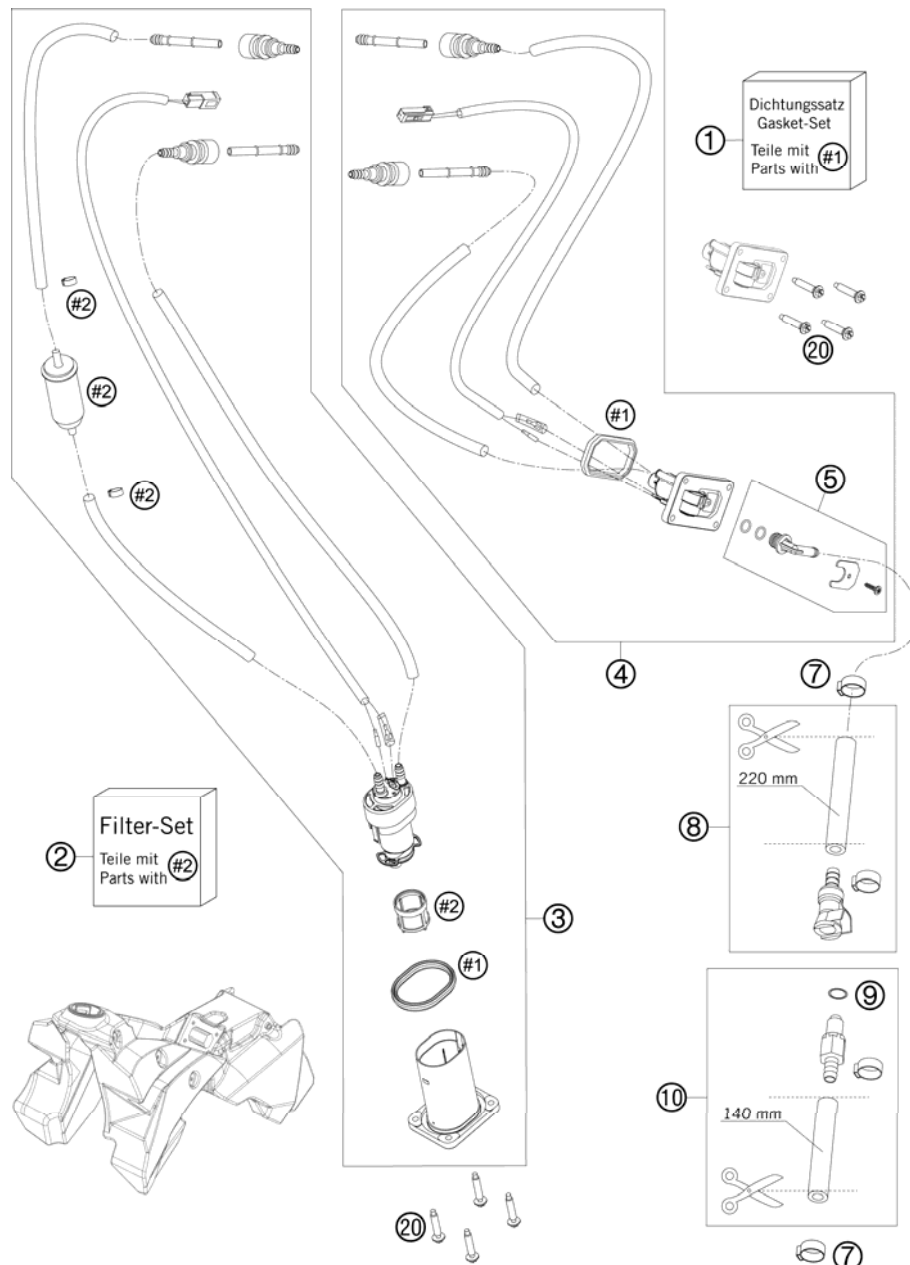


FIG	PART NUMBER	DESCRIPTION	QTY
1	75007089000	SEALINGS KIT	1
2	81207090000	FILTER KIT	1
3	81207088011	FUEL PUMP WITH FLANGE CPL.	1
4	75007088012	PRESSURE REGULATOR CPL. 07	1
5	75007092000	HYDRAULIC CONNECTOR CPL.	1
7	00050153706	VARIABLE ONE-EAR CLAMP 15,3MM	2
8	75007116060	FUEL HOSE WITH CLUTCH	1
9	58507012000	O-RING VITON F. PLUG CPC 05	1
10	75007016050	FUEL HOSE WITH CLUTCH	1
20	0017060303	SPECIAL SCREW T60 6X30 WS=6	8

098120730 / C098120730

* NEW PART

X AS REQUIRED

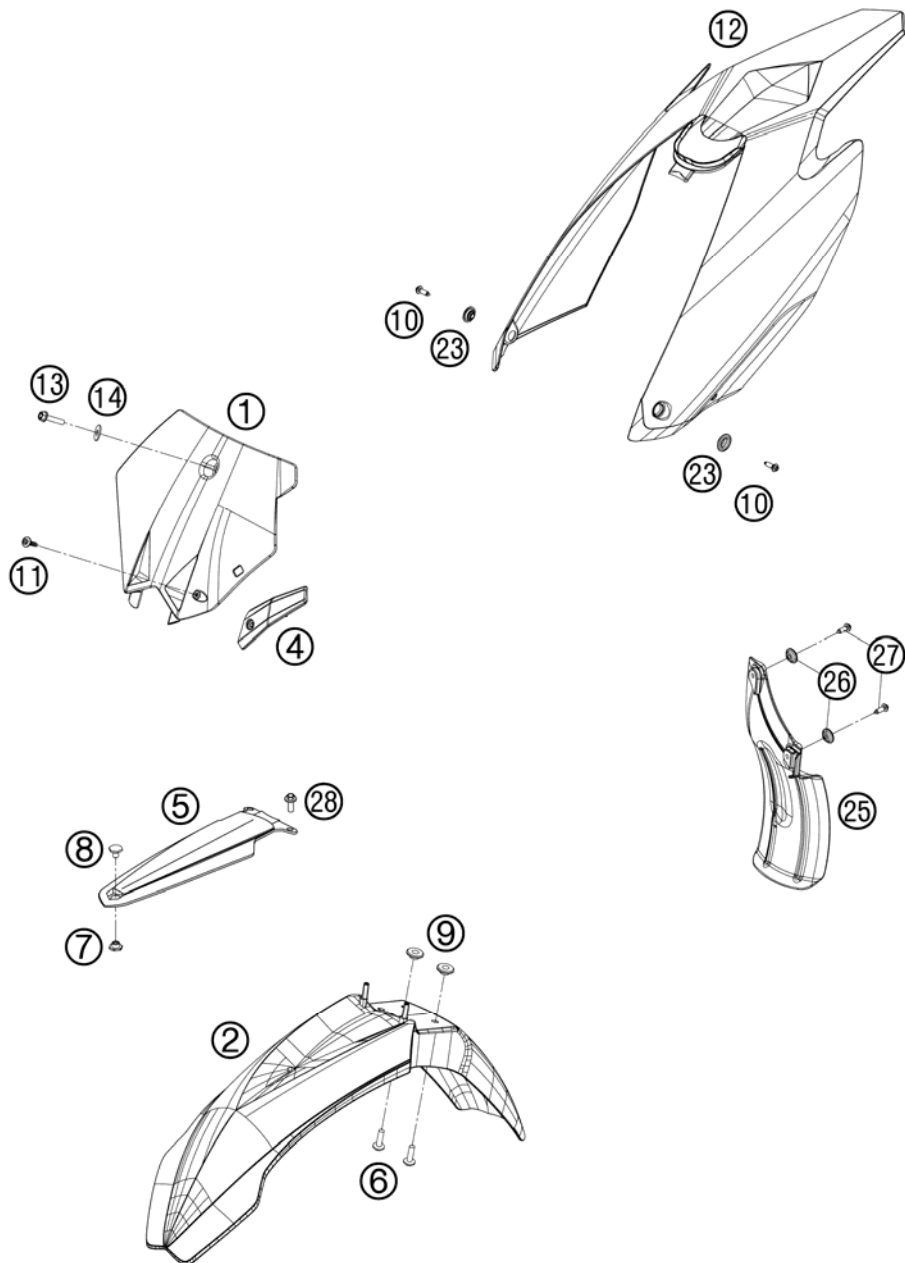


FIG	PART NUMBER	DESCRIPTION	QTY
1	5480800700028	NUMBER PLATE WHITE 09	1
2	8120801000068	FRONT FENDER 2009	1
4	54808019000	BRAKE HOSE GUIDE BLACK 03	1
5	50308009100	FENDER BRACE BLACK '99	1
6	0024060206	HH COLLAR SCREW M6X20 TX30	4
7	50308009051	NUT FENDER BRACE M8 WS=17	1
8	50308009050	SCREW FEND.BRACE M8X9 WS=17	1
9	54808020000	SPACER BUSHING 03	4
10	0017060203	EJOT PT SCREW K60X20 WS=6	2
11	0017060204	EJOT PT SCREW K60X20 ALU WS=6	1
12	8120801310028	REAR FENDER HUSABERG WHITE 09	1
13	0025060406	HH COLLAR SCREW M6X40 TX30	1
14	0021060003	WASHER DIN9021-A 6,4	1
23	77306001030	COLLAR BUSHING 4,5/12,6/23	2
25	77306010000	FENDER FOR FILTER BOX	1
26	77304066050	BUSHING F. CHAIN SLIDING PR.07	2
27	0017060204	EJOT PT SCREW K60X20 ALU WS=6	2
28	0024060156	HH COLLAR SCREW M6X15 TX30	2

098120812 / C098120812

* NEW PART

X AS REQUIRED

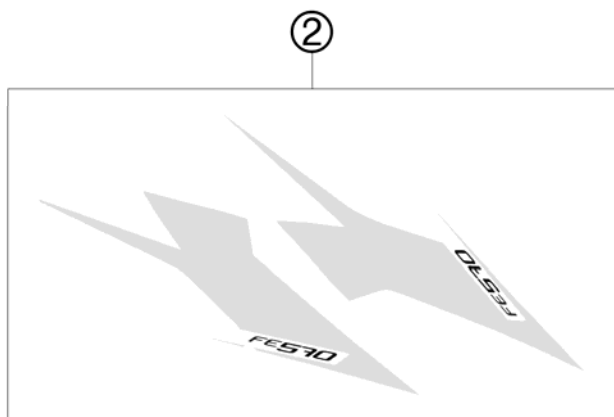



FIG	PART NUMBER	DESCRIPTION	QTY
1	81208099100	DECAL KIT HUSABERG FE 09	1
2	81708091000	DISPLACEMENT STICKER FE 570 09	1

098170830 / C098170830

* NEW PART

X AS REQUIRED

FRONT WHEEL

FE 570 USA 2009

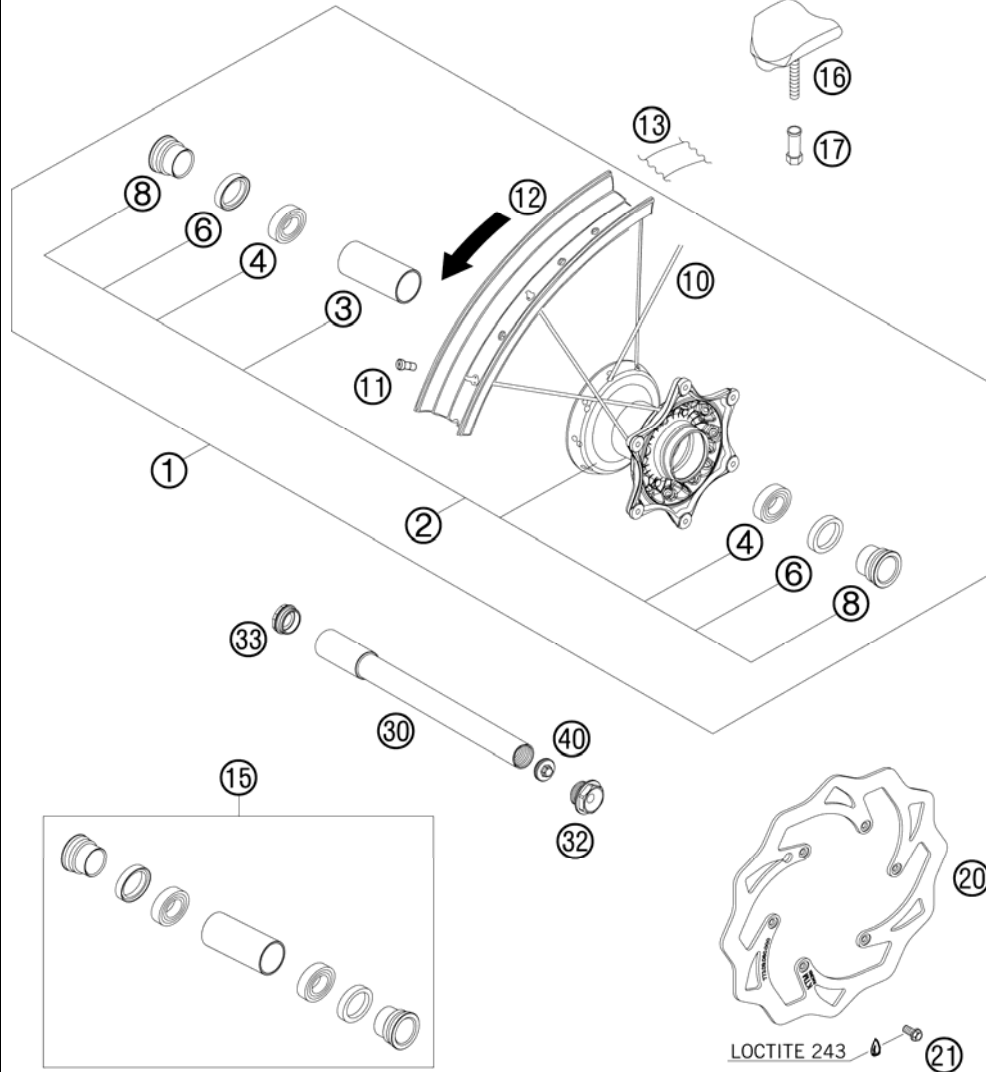


FIG	PART NUMBER	DESCRIPTION	QTY
1	8120900104468	FRONT WHEEL CPL. 450/570 FE 09	1
2	78009010044	FRONT WHEEL HUB CPL. 08	1
3	54809011000	BEA.SPACERTUBE 35X2 L=79,4 03	1
4	0625069068	GR.BALL BEAR.6906 DDU2CG23S6NM	2
6	0760354771	SHAFT SEAL RING 35X47X7 TC	2
8	78009012000	SPACER BUSHING F. FR. WHEEL 08	2
10	78009174226	SPOKE M4,5x226-21" 08	36
11	50309072100	SPOKE NIPPLE M4,5X0,75 8X21	36
12	8120907010068	RIM FRONT 1,6X1" DID AL7 BLUE	1
13	50309073000	RIM BAND 21"	1
15	78009015000	FRONT WHEEL REP. KIT	x
16	51009100100	RIM LOCK VM1 (1,60")	1
17	50310090050	NUT FOR WHEEL HOLDER '96	1
20	77309060000	BRAKE DISC FRONT 260	1
21	59009062013	SPECIAL SCREW M6X13 WS=8 10.9	6
30	77309081000	WHEEL SPIN.FR. D=26 M24x1,5 07	1
32	54809082000	SPINDLE SCREW M24X1,5 WS=27 03	1
33	54809081050	PLUG BUSHING WS=27 03	1
40	54809081070	AUXILIARY SCREW FRONT 06	1

098120910 / C098120910

* NEW PART

X AS REQUIRED

REAR WHEEL

FE 570 USA 2009

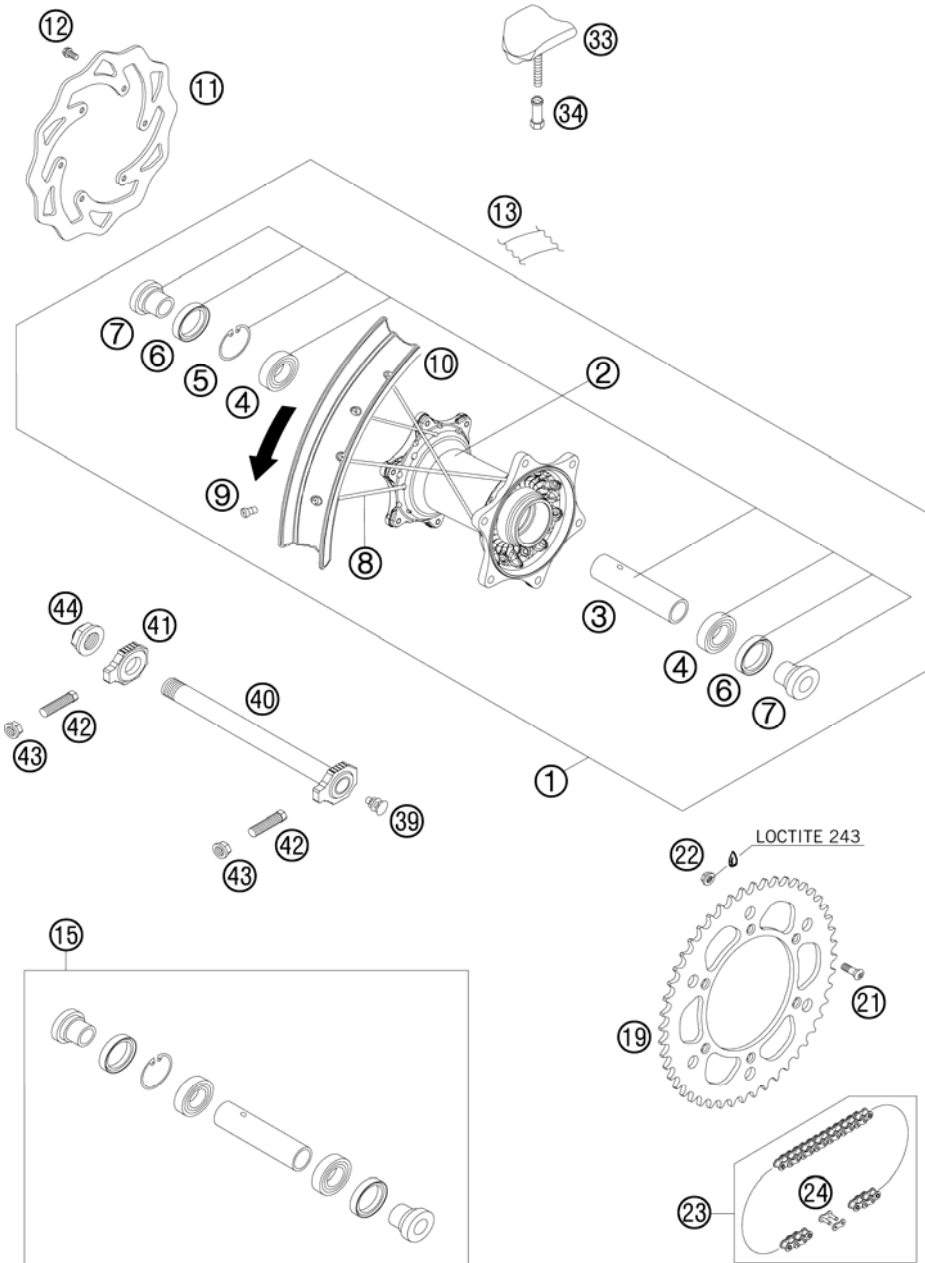


FIG	PART NUMBER	DESCRIPTION	QTY
1	8121000104468	REAR WHEEL CPL. 450/570 FE 09	1
2	78010010044	REAR HUB CPL. 08	1
3	59010011000	BUSHING SPACER TUBE 121,5MM 01	1
4	0625060058	GR.BALL BEAR.6005 DDU2CG23S6NM	2
5	0472047175	CIRCLIP DIN0472-47X1,75	1
6	0760324771	SHAFT SEAL RING 32X47X7 BSL	2
7	78010016000	BUSHING FOR HUB 08	2
8	78010174193	SPOKE M5X193- 18"	36
9	58309072100	SPOKE NIPPLE M5-TA 8X21MM	36
10	8121007010068	RIM 2,15X18" DID AL7 BLUE	1
11	77310060000	BRAKE DISC REAR 220	1
12	59009062013	SPECIAL SCREW M6X13 WS=8 10.9	6
13	50310073200	RIM BAND 18" AND 19"	1
15	78010015000	REAR WHEEL REP. KIT	x
19	58310051038	REAR SPROCKET 38-T	x
19	58310051042	REAR SPROCKET 42-T	x
19	58310151040	REAR SPROCKET 40-T	x
19	58310151045	REAR SPROCKET 45-T	x
19	58310151048	REAR SPROCKET 48-T	x
19	58310151049	REAR SPROCKET 49-T	x
19	58310151050	REAR SPROCKET 50-T	x
19	58310151051	REAR SPROCKET 51-T	x
19	58310151052	REAR SPROCKET 52-T	x
21	0019080266S	COUNTER-SUNK SCREW ISA45 M8X26	6
22	06923080003	HEXAGON NUT DIN EN1661 M8 SW13	6
23	50310165118	CHAIN 5/8X1/4" MX	1
23	50310800118	CHAIN Z-RING 5/8X1/4" REGINA	1
24	50310166000	CONNECTING LINK F. 50310165118	1
24	50310366000	CONNECTING LINK F. 50310800118	1
24	50310866000	MASTER LINK FOR 50310800118	1
33	54010100100	RIM LOCK VM3 (2.15")	1
34	50310090050	NUT FOR WHEEL HOLDER '96	1
39	50210086000	COVERING CAP SFL16	1
40	77310085044	WHEEL SPINDLE RE. CPL.265MM 07	1
41	50310084000	CHAIN TENSIONER R/S 2000	1
42	50304040100	SCREW M10X1,25X50 WS=10	2

098121010 / C098121010

* NEW PART

X AS REQUIRED

REAR WHEEL

FE 570 USA 2009

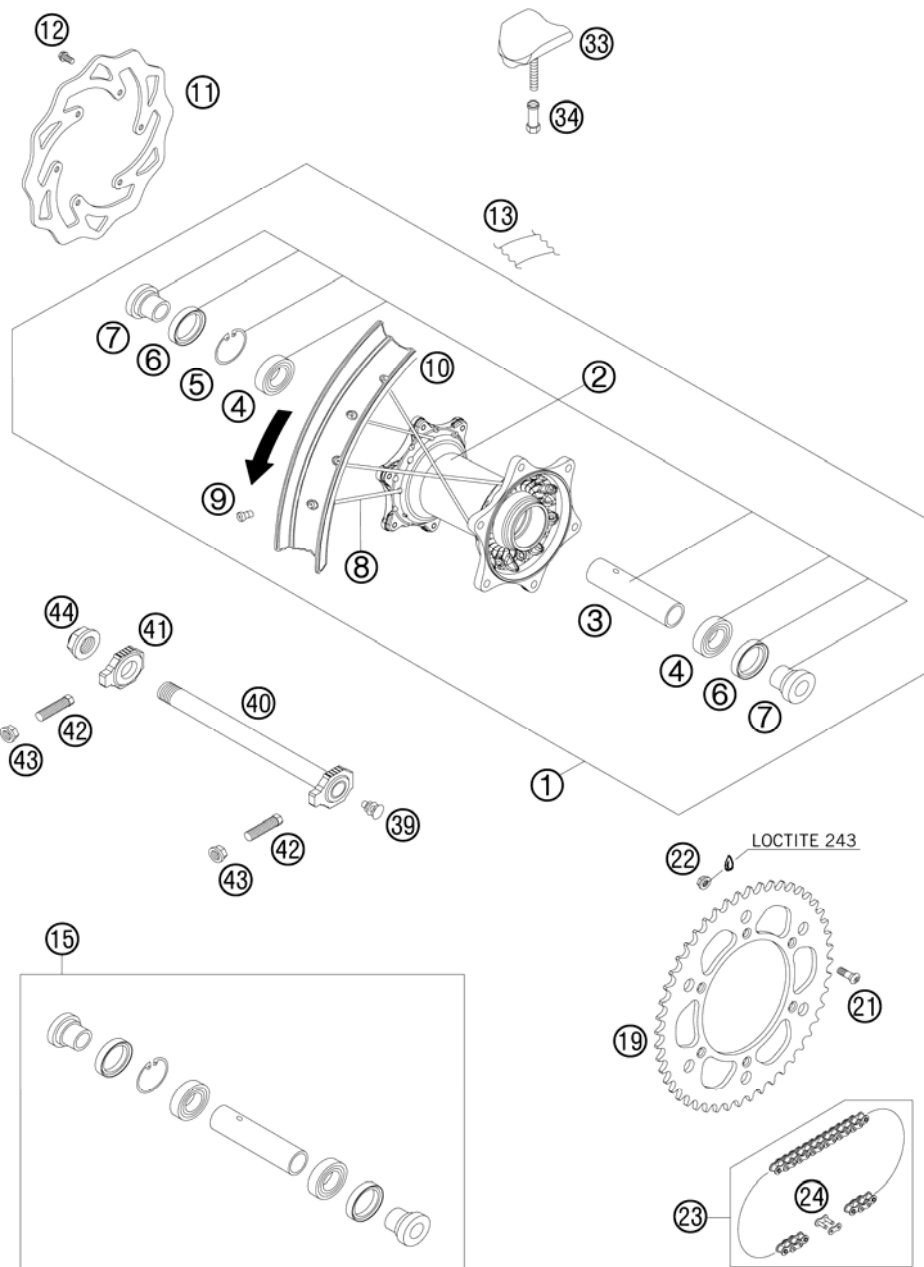


FIG	PART NUMBER	DESCRIPTION	QTY
43	58414030000	HH COLLAR NUT M10X1,25 WS=13	2
44	50310099000	HEXAGON NUT M20X1,5 '98	1

098121010 / C098121010

* NEW PART

X AS REQUIRED

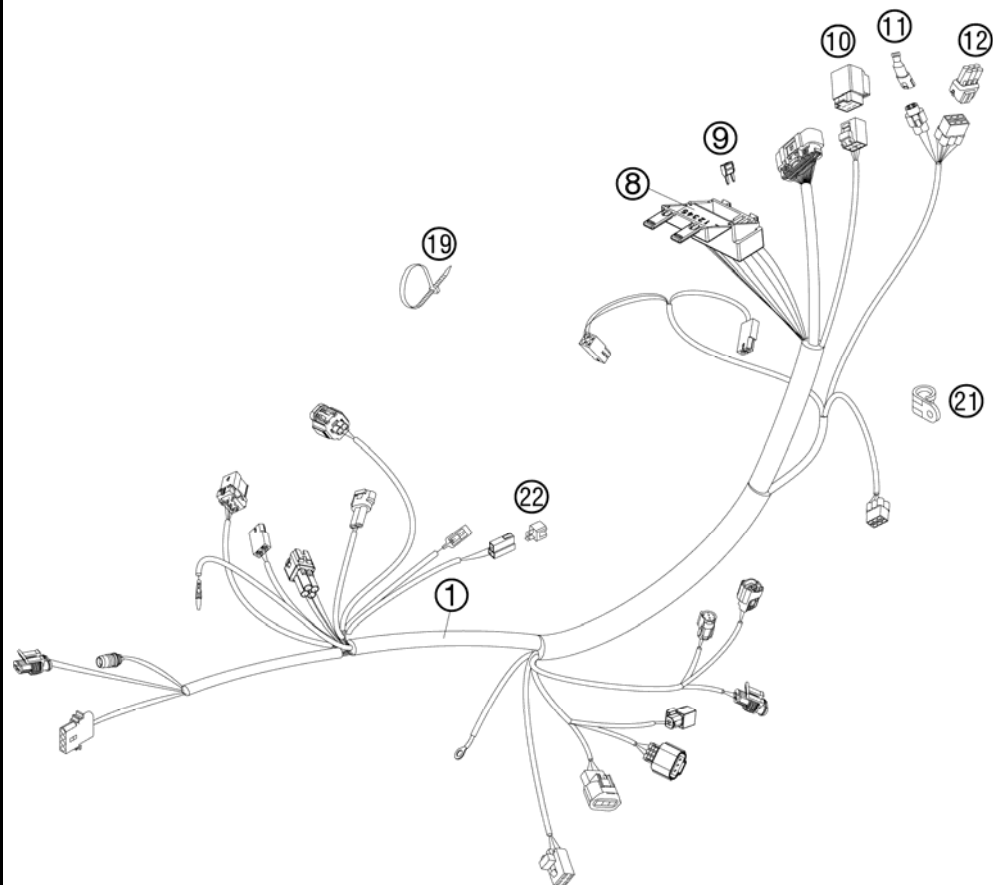


FIG	PART NUMBER	DESCRIPTION	QTY
1	81211075000	WIRING HARNESS USA 2009	1
8	58411087050	RUBBERCOVER F.LOCKHOLDER	1
9	75011088010	FUSE 10A 07	x
10	61111057000	RELAY CM1A-R-12V-H80 07	1
11	69011040000	END PLUG CAN-BUS 08	1
12	000700000BH	SPARE CONNECTOR BH 6-PINS	1
19	44011076100	CABLE TIE 100/2,5MM BLACK	x
19	44011076200	CABLE TIE 200/3,6MM BLACK	x
19	44011076305	CABLE TIE 300/4,8MM BLACK	x
21	54211052000	CLAMP RSGU 24/15	1
22	58411096100	DIODE S3H-15 97	1

098121111 / C098121111

* NEW PART

X AS REQUIRED

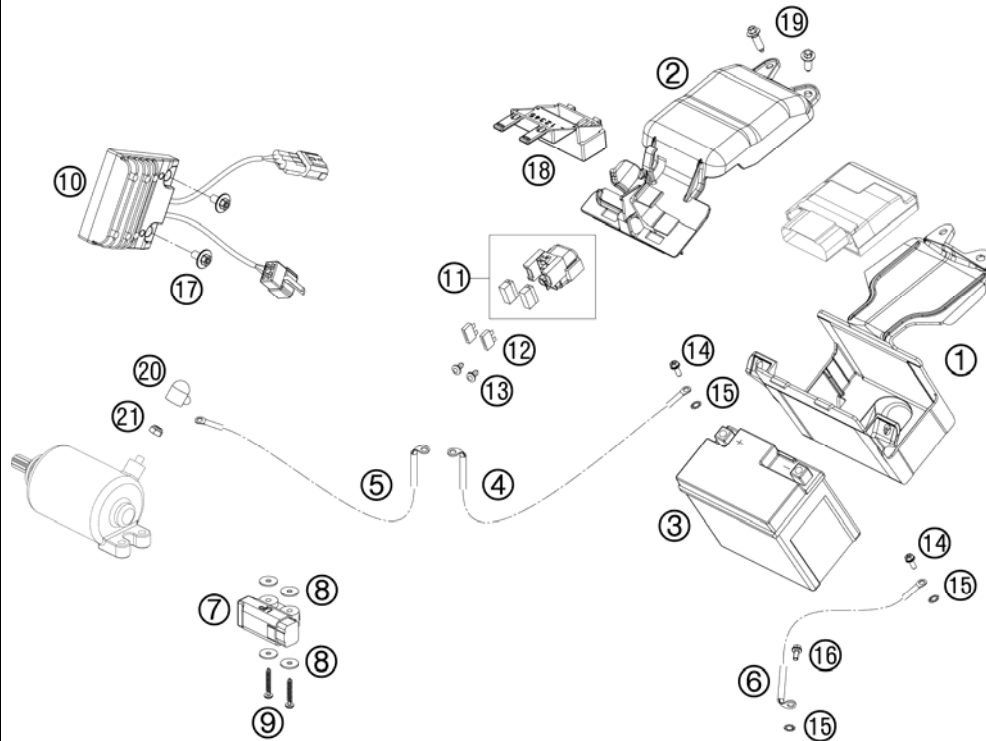


FIG	PART NUMBER	DESCRIPTION	QTY
1	81211054000	BATTERY COMPARTMENT	1
2	81211054010	BATTERY COVER	1
3	80011053000	BATTERY 12V/7AH 04	1
4	81211059050	STARTER CABLE BATTERY-RELAY	1
5	81211059000	STARTER CABLE STARTER	1
6	81211097000	GROUND CABLE	1
7	61041088000	ROLLOVER SENSOR 05	1
8	61041088050	SHIM 4,3X15X1,25MM GALVANIZED	4
9	0081400253	PLASTIC SCREW KA40X25WN1412	1
10	81211034000	VOLTAGE REGULATOR EFI	1
11	58211058000	STARTER RELAY 12V '99	1
12	58011109120	FUSE 20 A	2
13	0902060083	AH OVAL SCREW ISO 7380 M 6X8	2
14	0025050126	HH COLLAR SCREW M5X12 TX30	2
15	58411098100	CONTACT WASHER M6 VSV-K6	3
16	0025060126	HH COLLAR SCREW M6X12 TX30	1
17	0024060123	COLLAR SCREW M6X12 TX	2
18	58411087050	RUBBERCOVER F.LOCKHOLDER	1
19	0017060204	EJOT PT SCREW K60X20 ALU WS=6	1
20	58440099000	PROTECTION CAP F. STARTER ENG.	1
21	0985060003	SELF LOCK. NUT DIN0985-M 6	1

098121130 / C098121130

* NEW PART

X AS REQUIRED

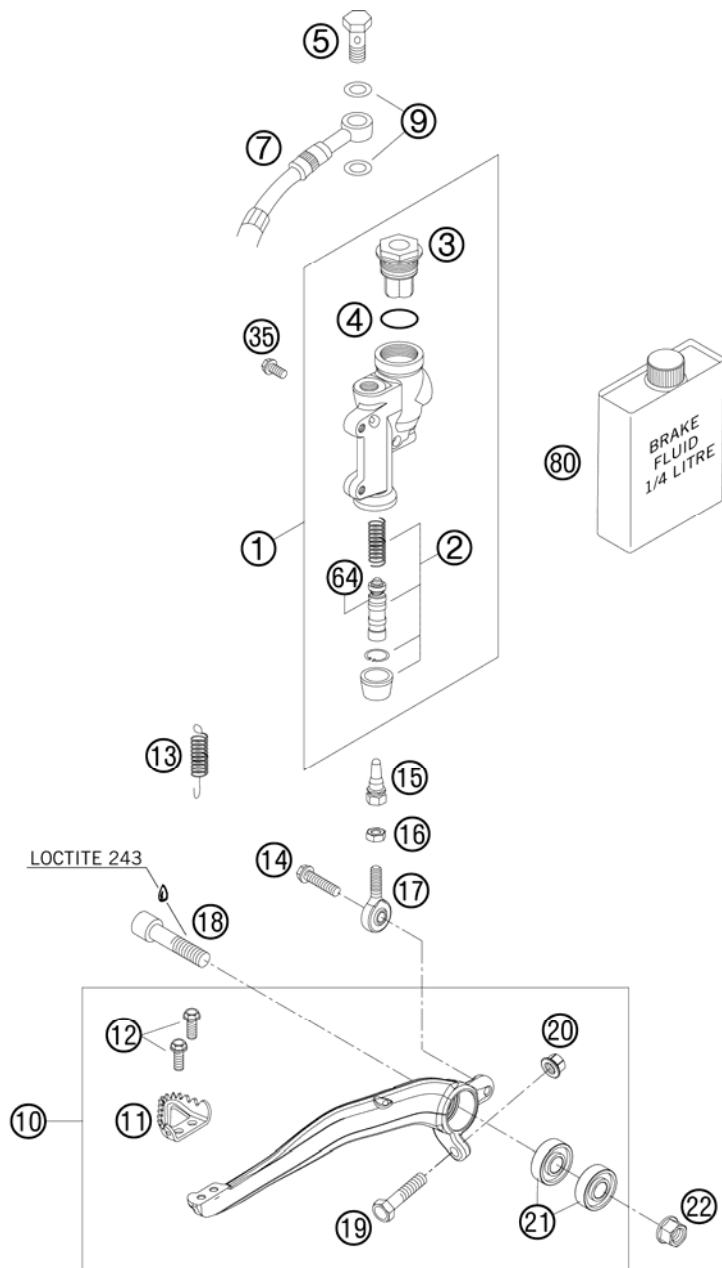


FIG	PART NUMBER	DESCRIPTION	QTY
1	54813060100	REAR BRAKE CYLINDER CPL. 2004	1
2	54813061200	REPAIR KIT PISTON 13MM 06	1
3	54813062100	REAR BRAKE CYL. COVER CPL. 04	1
4	54813063000	FOOT-BRAKE CYL. GASKET SX 03	1
5	54813020200	BANJO SCREW 08	1
7	54813070000	BRAKE HOSE REAR 655MM 03	1
9	0603100141	COPPER GASKET DIN7603-10X14X1	2
10	78013050044	FOOT BRAKE LEVER CPL.	1
11	54813051000	STEP PLATE FOR BRAKE LEVER	1
12	0025050126	HH COLLAR SCREW M5X12 TX30	2
13	54603062000	RETURN SPRING FOR BRAKE LEVER	1
14	0025060206S	HH COLLAR SCREW M6X20 TX30	1
15	54813056000	PUSH ROD L=28MM 03	1
16	0985060003	SELF LOCK. NUT DIN0985-M 6	1
17	54813055000	SWIVEL HEAD KA6 03	1
18	0912100406	AH SCREW DIN6912 M10X40 10.9	1
19	59001037000	SPECIAL SCREW M8X26 WS=10	1
20	46030045000	COLLAR NUT M8 WS=10	1
21	0625060002	BALL BEARING SKF 6000-2RS1	2
22	54630044000	COLLAR NUT M10 WS=13	1
35	0025060126	HH COLLAR SCREW M6X12 TX30	2
64	54813064200	BELLOWS FOR REPAIR KIT 06	1
80	00062030000	BRAKE FLUID DOT5.1 0,25L	1

085031330 / C097801330

* NEW PART

X AS REQUIRED

HAND BRAKE CYLINDER

FE 570 USA 2009

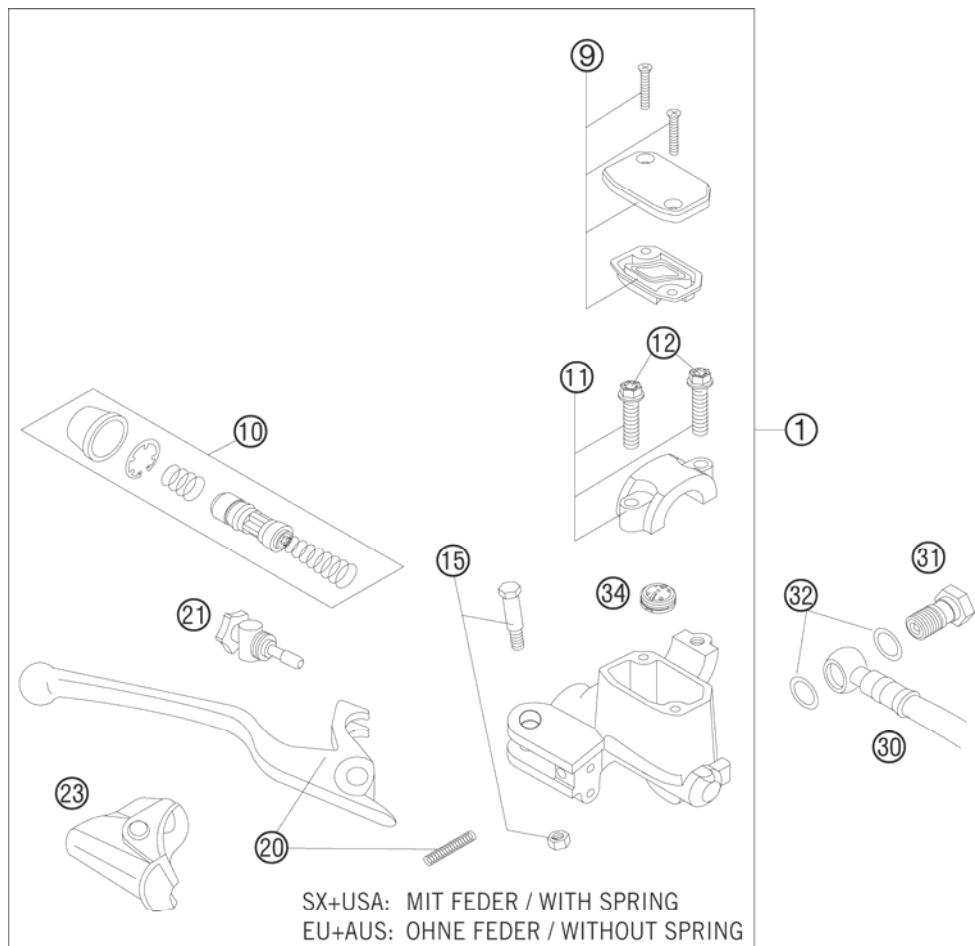


FIG	PART NUMBER	DESCRIPTION	QTY
1	77013001044	HAND BRAKE CYLINDER CPL. SX 09	1
9	50313003000	HANDBRAKE CYL. COVER CPL. NATURE	1
10	54813008300	REP. SET PISTON D=12MM 2009	1
11	50313005000	CLAMP CPL. NATURE	1
12	0025060256	HH COLLAR SCREW M6X25 TX30	2
15	50313006100	LEVER SCREW CPL. 2001	1
20	54813002200	HAND BRAKE LEVER + SPRING 2009	1
21	54813007300	ADJUSTING SCREW CPL. SX 2009	1
23	50313004000	PROTECTION CAP HAND BRAKE CYL.	1
30	59013011000	BRAKEHO. FRONT 1300MM 2000	1
31	54813020200	BANJO SCREW 08	1
32	0603100141	COPPER GASKET DIN7603-10X14X1	2
34	54802051000	VALVE	1
80	00062030000	BRAKE FLUID DOT5.1 0,25L	1

097701310 / C098121311

* NEW PART

X AS REQUIRED

BRAKE CALIPER FRONT

FE 570 USA 2009

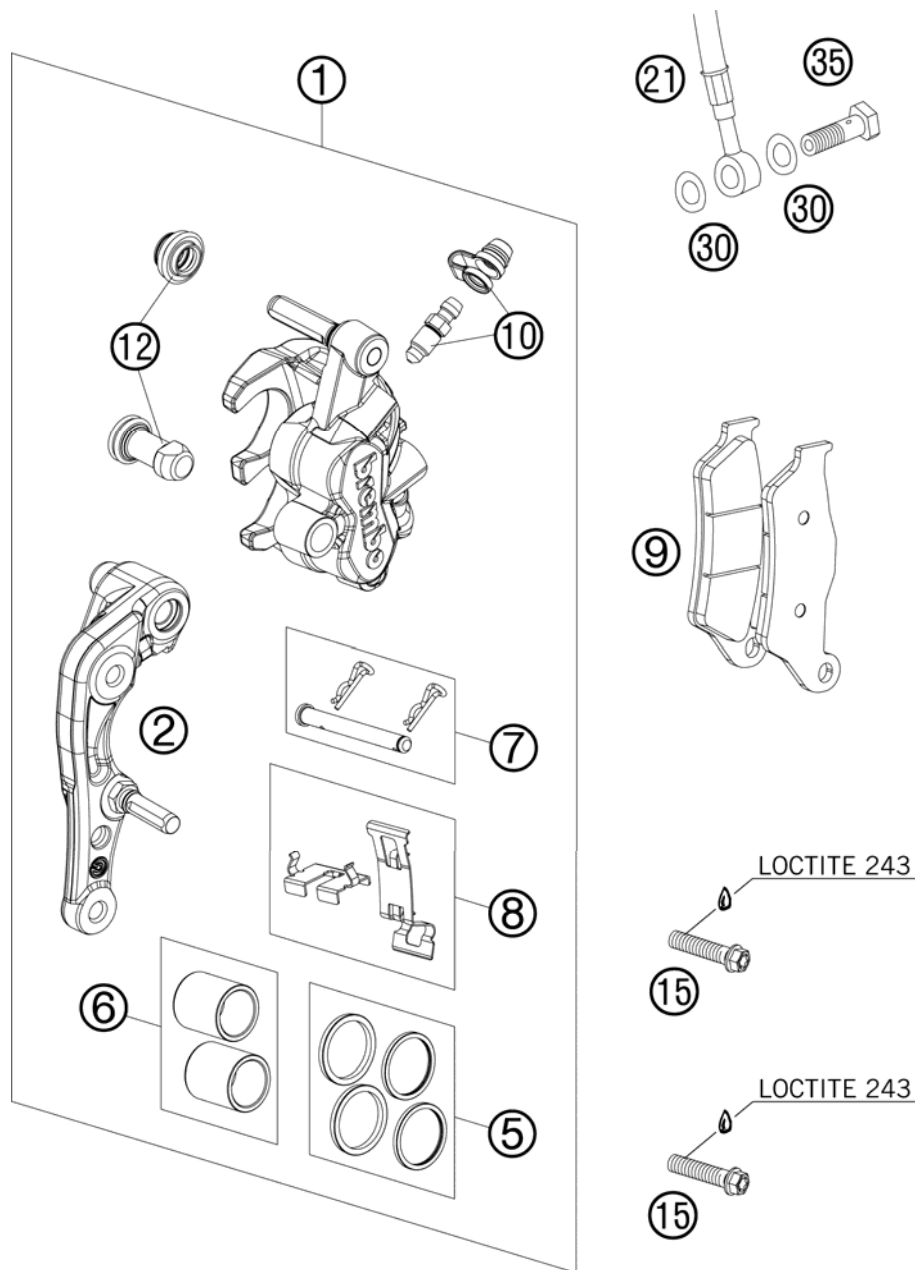


FIG	PART NUMBER	DESCRIPTION	QTY
1	7701301500101	CALIPER NAT. WITHOUT PADS	1
2	77013014000	BRAKE CALIPER SUPPORT FRONT 09	1
5	77013021000	REP. KIT SEALS 24MM	1
6	77013019000	REP. KIT PISTON 24MM	1
7	77013017000	BOLT CPL. 09	1
8	77013018000	RETAINING PLATE SET BREMBO	1
9	50313030200	BRAKEP.SET FR.TOSHIBA TT2701HH	1
10	61013020100	BLEEDER SCREW WITH CAP	1
12	54613218000	CUP SET SHORT	1
15	0025080356S	HH COLLAR SCREW M8X35 TX40	2
21	59013011000	BRAKEHO. FRONT 1300MM 2000	1
30	0603100141	COPPER GASKET DIN7603-10X14X1	2
35	50213025000	HOLLOW SCREW M10X1X19	1

097701361 / C098121360

* NEW PART

X AS REQUIRED

BRAKE CALIPER REAR

FE 570 USA 2009

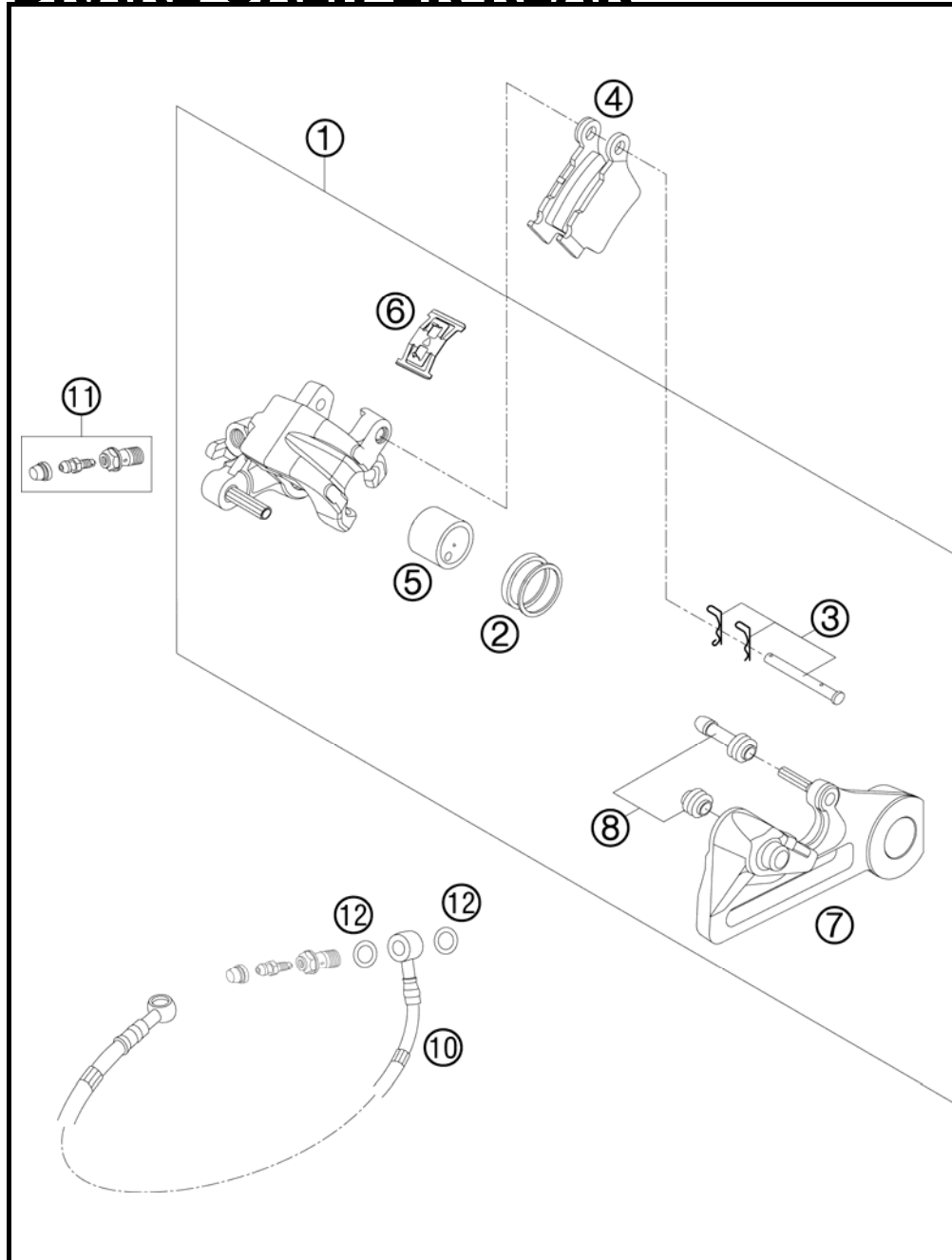


FIG	PART NUMBER	DESCRIPTION	QTY
1	54813080101	BRAKE CAL. RE. - WITHOUT PADS	1
2	50313081200	REPAIR KIT SEALING RINGS 26MM	1
3	54813082000	BOLT SET FOR BRAKE CALIPER 03	1
4	54813090300	BRAKE PAD SET REAR TOYO	1
5	54813083000	BRAKE PISTON 26MM 2003	1
6	54813018000	RETAINING SPRING SET 2003	1
7	54813075000	BRAKE CALIPER SUPPORT REAR	1
8	54613218000	CUP SET SHORT	1
10	54813070000	BRAKE HOSE REAR 655MM 03	1
11	62513020000	BLEEDER SCREW CPL. 05	1
12	0603100141	COPPER GASKET DIN7603-10X14X1	2

095031390 / C098121390

* NEW PART

X AS REQUIRED

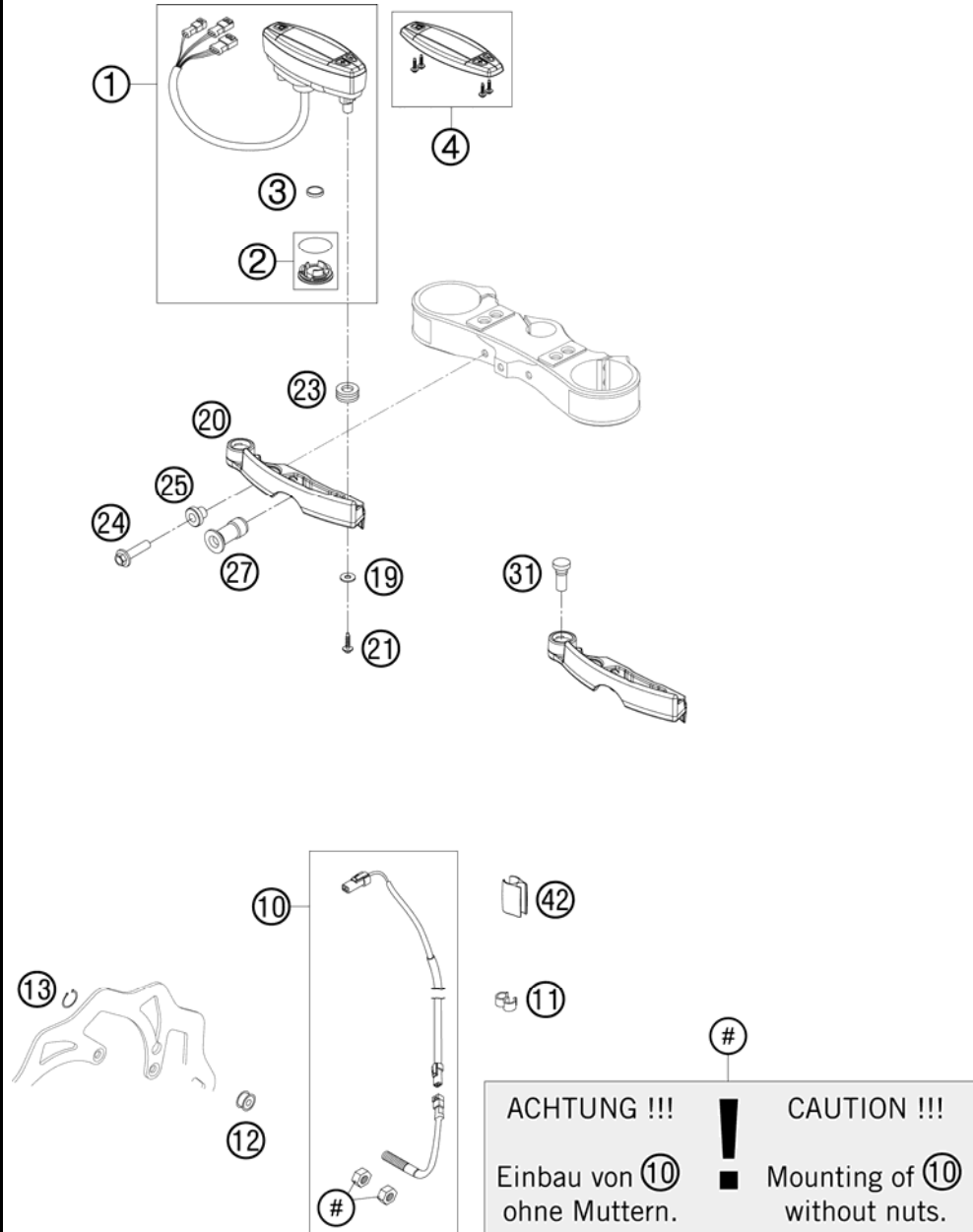


FIG	PART NUMBER	DESCRIPTION	QTY
1	54814069100	SPEEDOMETER MPH F. 21" 2005 REPROGRAMMABLE: MPH - KM/H	1
2	54814069010	BATTERY COVER F. SPEEDOM. 2005	1
3	58314068000	BATTERY F. SPEEDOM. M.A.E. 02	1
4	54814069020	SPEEDOMETER TOP PART 05	1
10	54814068100	CABLE FOR DIGITAL SPEEDOM. 06	1
11	55011022100	CLAMP D=6/8MM, BLACK	2
12	54814069050	MAGNET FOR DIGITAL SPEEDOM. 03	1
13	0471009104	CIRCLIP DIN0471- 9X1 INOX	1
19	0021050003	WASHER DIN9021-A 5,3	2
20	54814060100	SPEEDOMETER BRACKET XC-W 08	1
21	0081050121	SCREW FOR PLASTIC K50X12 T20	2
23	31008060000	RUBBER SLEEVE D=8MM OPEN	2
24	0024060256	HH COLLAR SCREW M6X25 TX30	2
25	59030060050	BUSHING F. SPROCKET COVER RAC.	2
27	54814060051	SPACER TUBE SPEEDOM. XC-W 08	1
31	81214085000	INDICATOR LIGHT EFI	1
42	54813026000	CABLE SUPPORT 10/6MM 06	2

098121431 / C098121432

* NEW PART

X AS REQUIRED

①
OHNE ABBILDUNG
WITHOUT ILLUSTRATION

①
TECHNISCHE DOKUMENTATION
TECHNICAL DOCUMENTATION
DOCUMENTACION TECNICA
DOCUMENTATION TECHNIQUE
NOTE TECNICHE

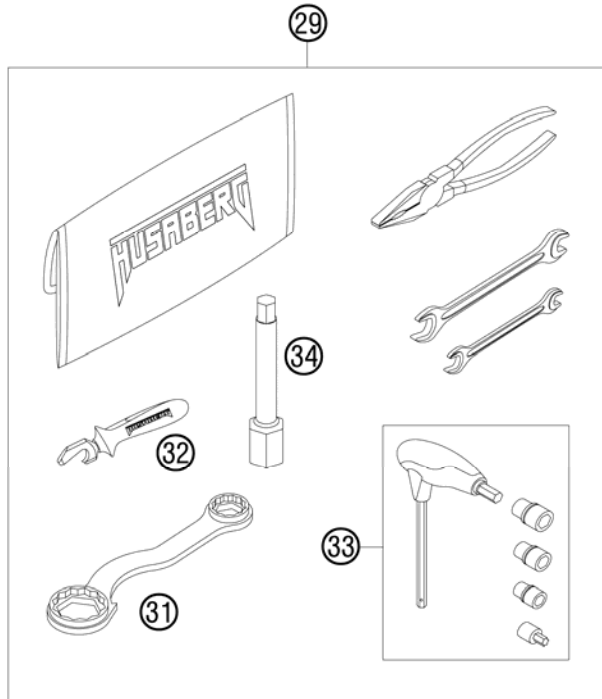


FIG	PART NUMBER	DESCRIPTION	QTY
0	0021060003	WASHER DIN9021-A 6,4	1
0	0025060356	HH COLLAR SCREW M6X35 TX30	1
0	44011076200	CABLE TIE 200/3,6MM BLACK	1
0	5030314013390	FOOTPEG L.+R. CPL. 03	1
0	77308010099	MOUNTING KIT FRONT FENDER	1
0	81202002000	FATBAR PAD HUSABERG 09	1
0	81203190000	ENGINE GUARD	1
0	8120801000068A	FRONT FENDER 2009	1
1	3802014EN	OWN. MANUAL HUSABERG FE/FC 09	1
1	3CF2475I3EN	SPM CHASSIS FE 570 2009	1
1	3CM090035IEN	SPM ENGINE 570 FE 09	1
29	81229099000	TOOL SET 2009	1
31	50329080100	WRENCH SW=17/21/27/32 B&F	1
32	81229071000	OPENER HUSABERG	1
33	60029070200	T-WRENCH WS=6/8/10 TX=45 B&F	1
34	78029072000	SPARK PLUG SOCKET	1

098122001 / C098172003

* NEW PART

X AS REQUIRED

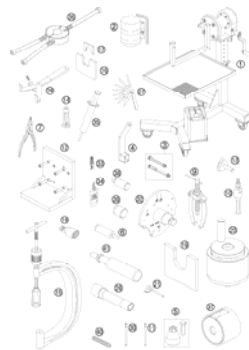
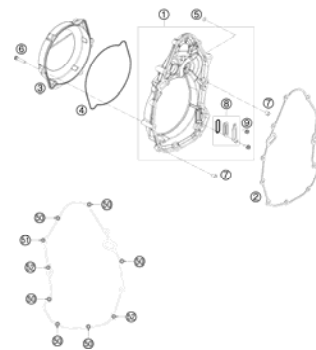

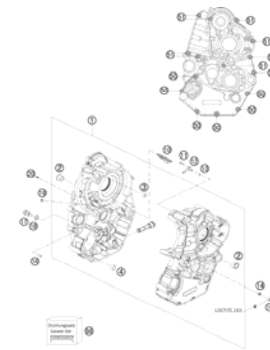
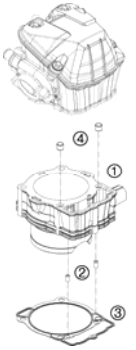
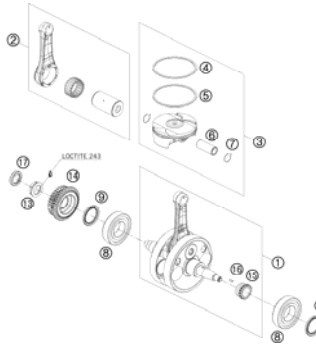

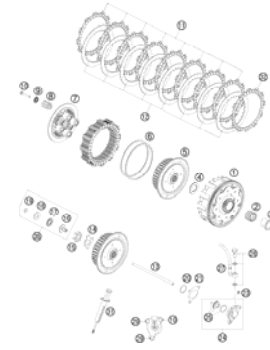
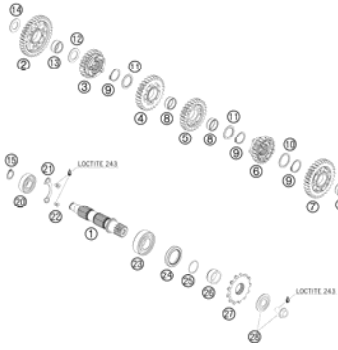
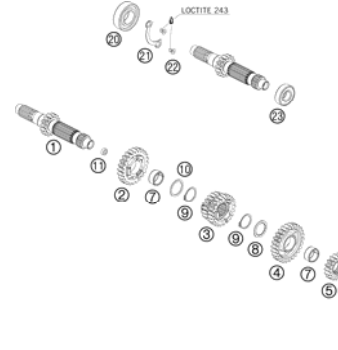


HUSABERG FE 570 2009

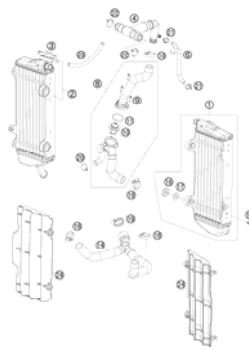

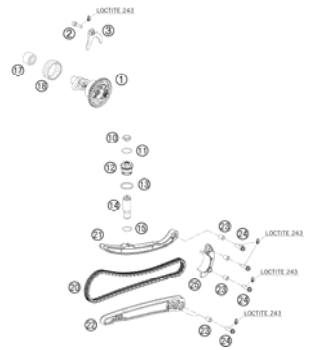
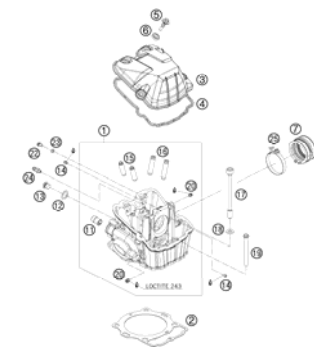
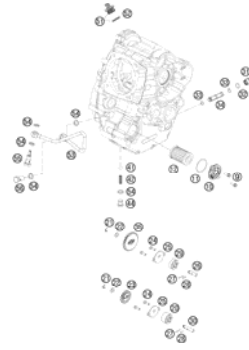


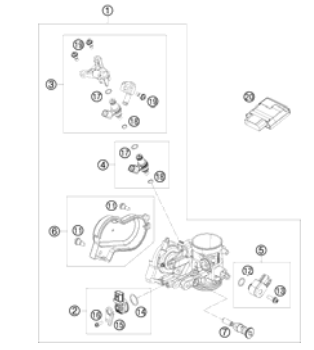

SPARE PARTS MANUAL: ENGINE

ART.NO.: 3CM090035IEN

ENGLISH

HUSABERG

<p>SPECIAL TOOLS</p>  <p>3</p>	<p>CLUTCH COVER</p>  <p>4</p>	<p>BALANCER SHAFT</p>  <p>5</p>	<p>ENGINE CASE</p>  <p>6</p>
<p>CYLINDER</p>  <p>7</p>	<p>CRANKSHAFT, PISTON</p>  <p>8</p>	<p>SECONDARY AIR SYSTEM SAS</p>  <p>9</p>	<p>CLUTCH</p>  <p>10</p>
<p>TRANSMISSION II - COUNTERSHAFT</p>  <p>11</p>	<p>TRANSMISSION I - MAIN SHAFT</p>  <p>12</p>	<p>SHIFTING MECHANISM</p>  <p>13</p>	<p>WATER PUMP</p>  <p>14</p>

<p>COOLING SYSTEM</p>  <p style="text-align: right;">15</p>	<p>VALVE DRIVE</p>  <p style="text-align: right;">16</p>	<p>TIMING DRIVE</p>  <p style="text-align: right;">18</p>	<p>CYLINDER HEAD</p>  <p style="text-align: right;">19</p>
<p>LUBRICATING SYSTEM</p>  <p style="text-align: right;">20</p>	<p>IGNITION SYSTEM</p>  <p style="text-align: right;">21</p>	<p>ELECTRIC STARTER</p>  <p style="text-align: right;">22</p>	<p>THROTTLE BODY</p>  <p style="text-align: right;">23</p>
<div style="display: flex; align-items: center;"> <div style="flex: 1; text-align: center;">  </div> <div style="flex: 3; padding-left: 20px;"> <p>All information contained is without obligation. KTM-Sportmotorcycle AG particularly reserves the right to modify any equipment, technical specifications, prices, colors, shapes, materials, services, service work, constructions, equipment and the like so as to adapt them to local conditions or to cancel any of the above items, all without previous announcement and without giving reasons. KTM may stop manufacturing certain models without previous notice. KTM shall not be held liable for any deviations of availability and/or ability to deliver, illustrations, descriptions, printing and/or other errors. The illustrated models partly contain extra equipment, which is not applied to standard models. © by KTM-SPORTMOTORCYCLE AG, Mattighofen AUSTRIA; All rights reserved; Reprint, also in extracts, with written allowance of KTM-SPORTMOTORCYCLE AG, Mattighofen only.</p> </div> </div>			

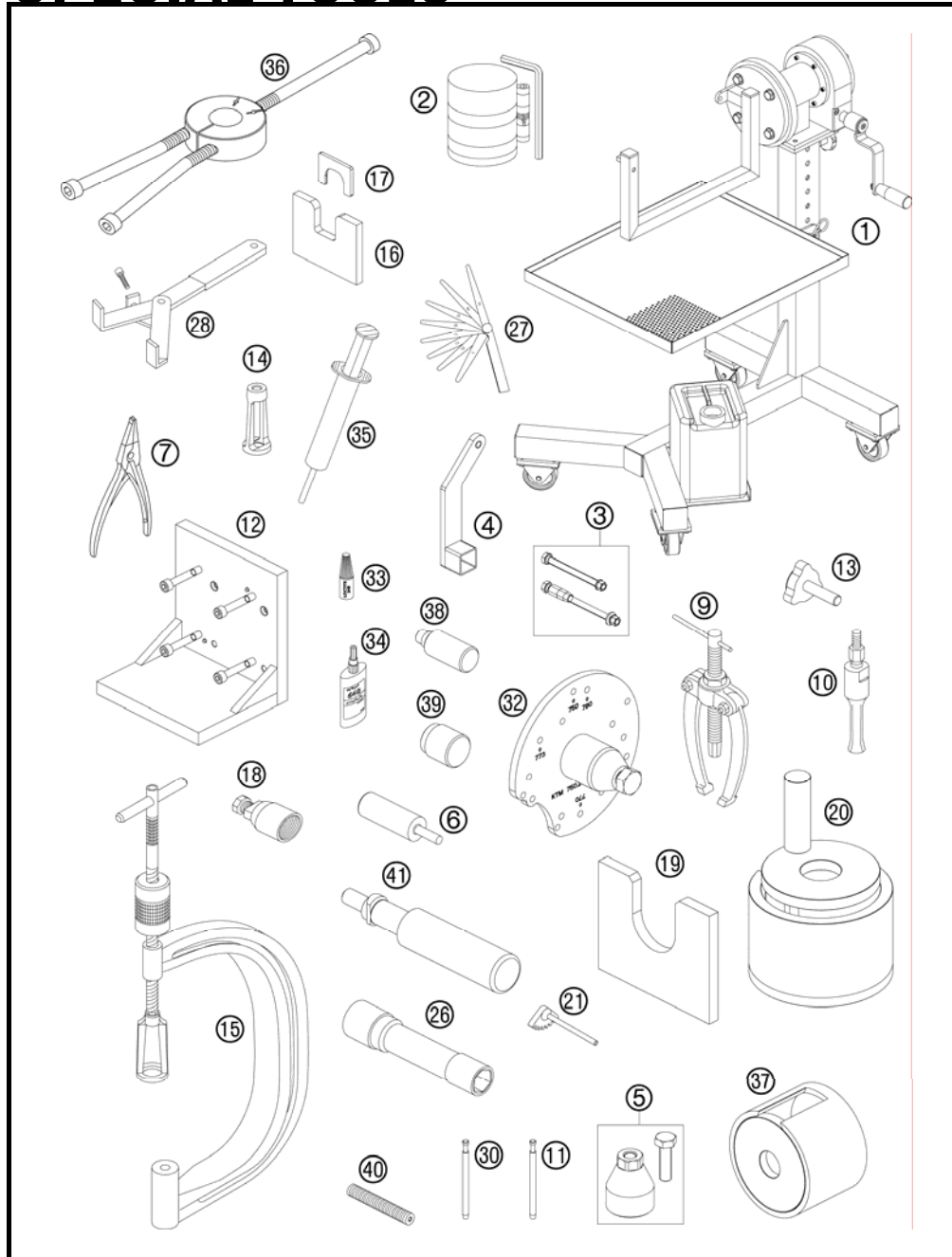


FIG	PART NUMBER	DESCRIPTION	QTY
1	61229001000	UNIVERSAL MOUNTING RACK	1
2	60029015000	PISTON RING COMPRESSOR CPL. 03	1
3	75012001060	SUPPORT CPL.	1
4	75012001070	RETAIN. ARM F. ENG.WORK STAND	1
5	75029021000	EXTRACTOR PRIM. CPL.	1
6	77329051000	UNLOCK CHAIN TENSIONER	1
7	51012011000	SPECIAL CIRCLIP PLIER	1
9	15112017000	BUSHING EXTRACTOR	1
10	15112018100	INTERN.BEAR.PULLER 18-23 MM	1
11	77029026000	LIMIT PLUG GAUGE F.VALVE GUIDE	1
12	75029050000	ON TENSIONER PL. CYLINDER HEAD	1
13	75029051000	PRESS OUT PUNCH CPL.	1
14	78029060000	VALVE SPRING TENSION APPLICAT.	1
15	59029019000	VALVE SPRING LEVER	1
16	75029047051	PRESS OUT PLATE BOTTOM PART	1
17	75029047050	PRESS OUT PLATE TOP PART	1
18	58012009000	FLYWHEEL EXTRACTOR	1
19	78029009000	SEPARATOR PLATE CRANKSHAFT	1
20	75029047000	PRESS. TOOL F. CRANKS. CPL.	1
21	80029004000	GEAR SEGMENT CPL. 04	1
26	75029172000	SPARK PLUG WRENCH	1
27	59029041100	FEELER GAUGE SET	1
28	51129003000	CLUTCH HOLDER	1
30	59029026006	LIMIT PLUG GAUGE F.VALVE GUIDE	1
32	75029048000	CASING DISMOUNTING TOOL 07	1
33	6899785	LOCTITE 243 BLUE 6CCM	x
34	58429059000	LOCTITE 648 GREEN 24ML	x
35	58429059200	LOCTITE 5910 50ML	x
36	58429037043	MOUNTING TOOL F.BEARING NJ 207	1
37	78029008000	PRESS. TOOL F. CRANKSHAFT	1
38	75029044020	PRESS PUNCH CAMSHAFT BEAR. SM.	1
39	75029044010	PRESS PUNCH CAMSH. BEAR. LARGE	1
40	0113080802	ENGINE BLOCKING SCREW	1
41	77329030100	PLUG IN FUSE PISTON PIN	1

098122910 / C098122910

* NEW PART

X AS REQUIRED

CLUTCH COVER

HUSABERG FE 570 2009

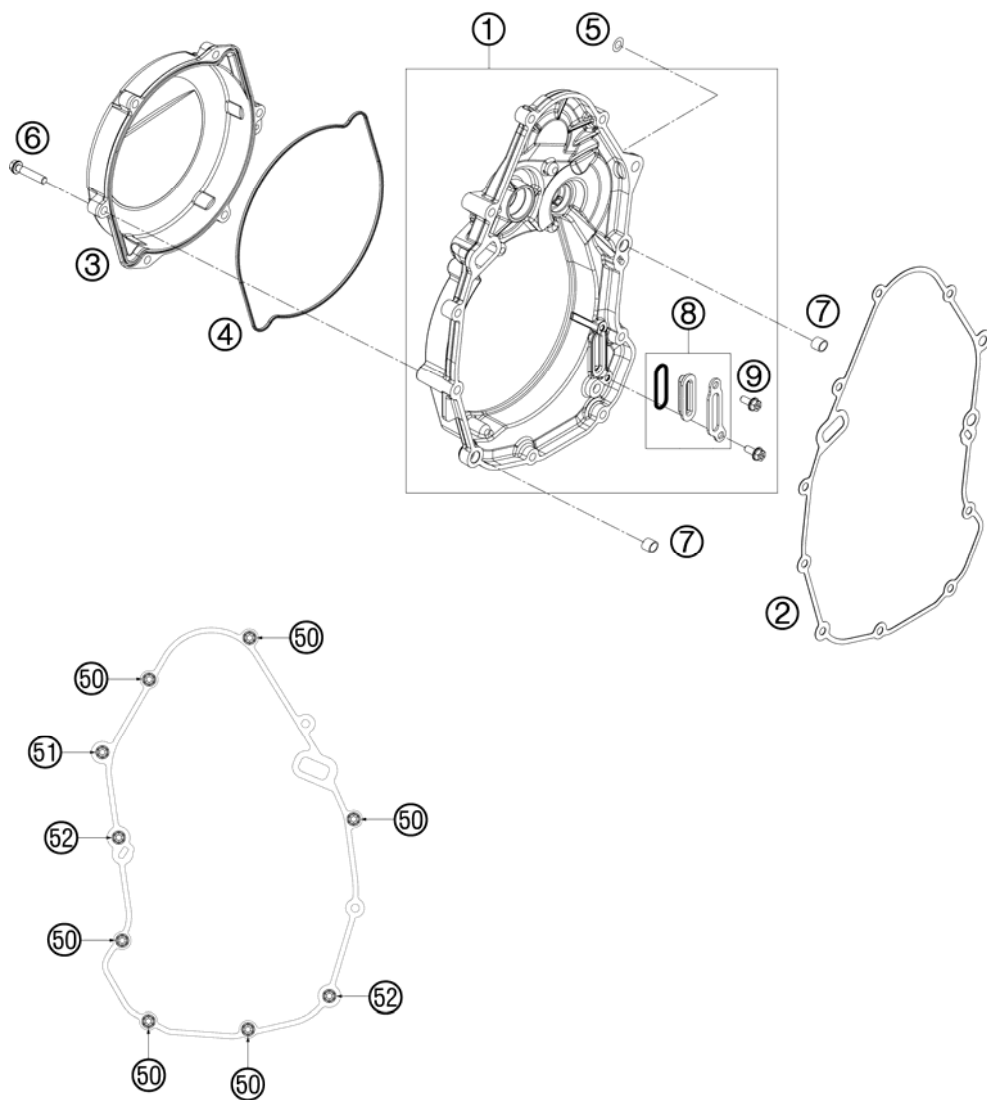


FIG	PART NUMBER	DESCRIPTION	QTY
1	81230001144	CLUTCH COVER CPL.	1
2	81230025100	CLUTCH COVER GASKET	1
3	81230026100	OUTER CLUTCH COVER	1
4	81230027000	OUTER CLUTCH COVER GASKET	1
5	58030081000	CU-SEAL RING 8 X 14 X 3	1
6	0025060306	HH COLLAR SCREW M6X30 TX30	6
7	49030090000	DOWEL 9,8 X 7 X 10	2
8	81238084044	OIL-LEVEL WINDOW CPL.	1
9	0025050126	HH COLLAR SCREW M5X12 TX30	2
50	0025060256	HH COLLAR SCREW M6X25 TX30	6
51	78030080000	LOCATING SCREW	1
52	0025060306	HH COLLAR SCREW M6X30 TX30	2

098123020 / C098123020

* NEW PART

X AS REQUIRED

BALANCER SHAFT

HUSABERG FE 570 2009

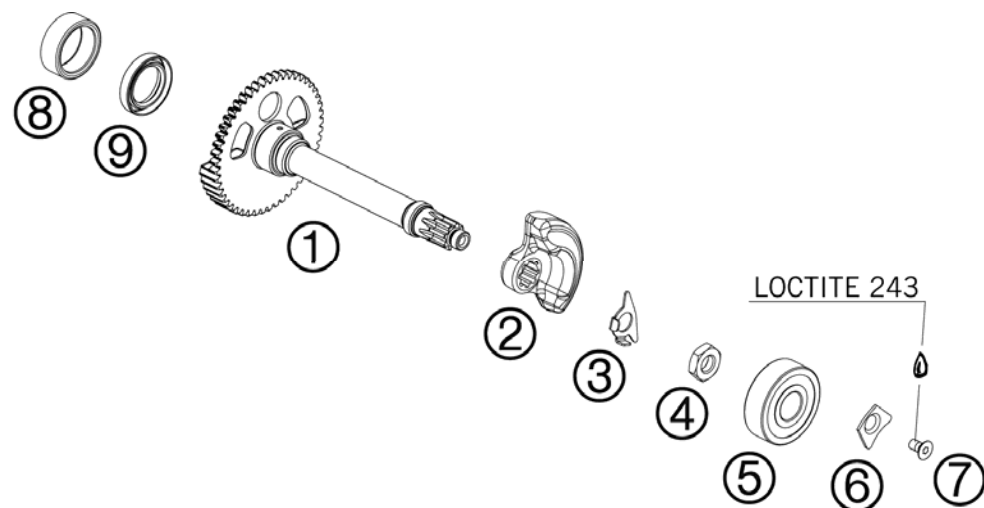


FIG	PART NUMBER	DESCRIPTION	QTY
1	81230056100	BALANCER SHAFT	1
2	78030057000	BALANCE WEIGHT	1
3	78030068000	TAB WASHER 08	1
4	04391010031	HEXAGON NUT DIN0439-M10X1 A2	1
5	0625063020	BALL BEARING	1
6	78033232000	TAB WASHER	1
7	0019050103	INT. TORX FLAT HEAD M 5X10 8.8	1
8	0617253212	NEEDLE BEARING 25X32X12 HK2512	1
9	0760203261	SHAFT SEAL RING 20X32X6 RUBBER	1

098123030 / C098123030

* NEW PART

X AS REQUIRED

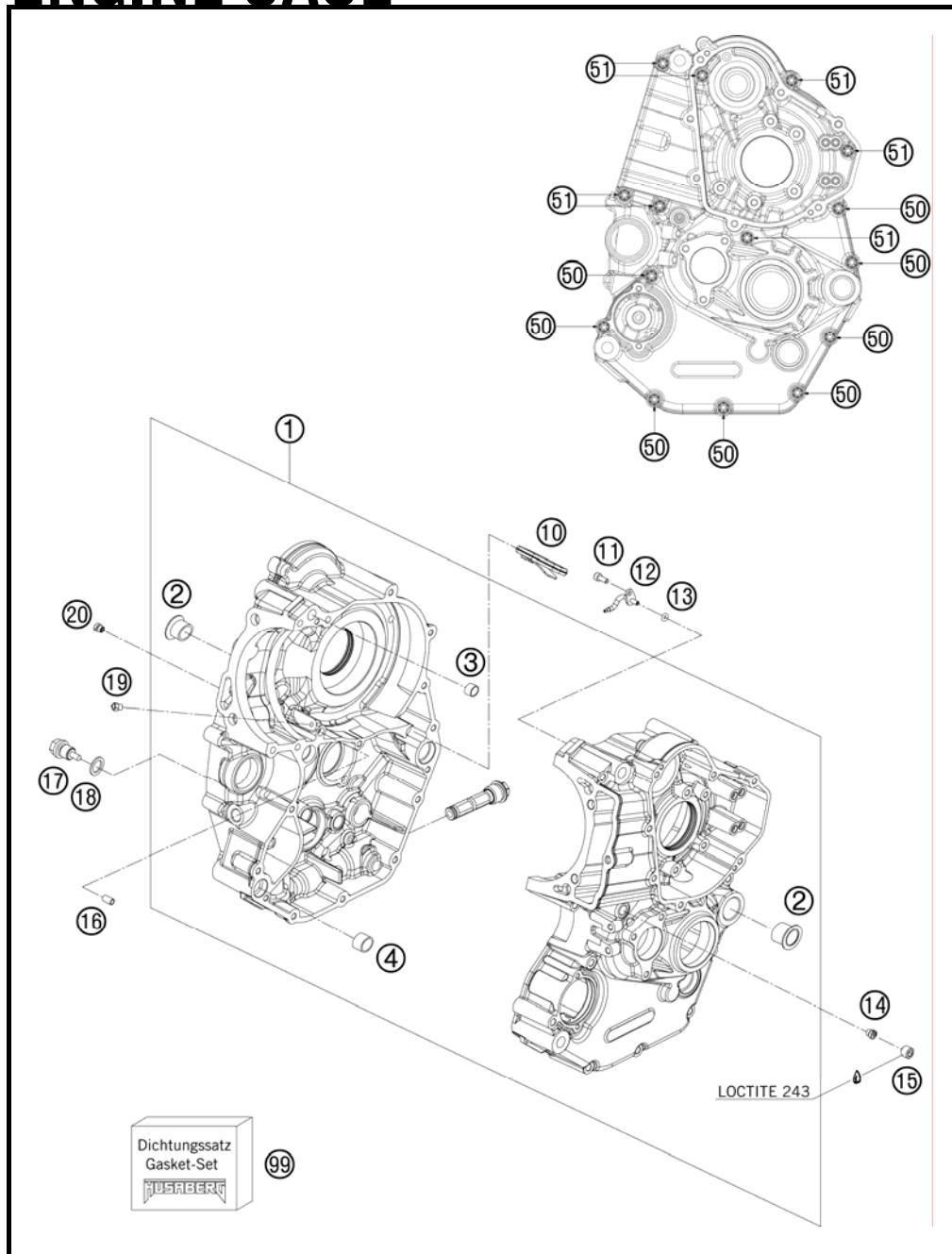


FIG	PART NUMBER	DESCRIPTION	QTY
1	81230000133	ENGINE CASE CPL.W. BEARINGS 09	1
2	75030010000	CASE BUSH	2
3	51030026100	DOWEL 17 X 13 X 12	1
4	54830027000	DOWEL 21X12	03
10	81205027000	VALVE	1
11	0912040103	AH.SCREW DIN0912-M 4X10	1
12	81230064000	OIL JET ANGLED 70	1
13	0770035020	O-RING 3,5X2,00 NBR	1
14	59030054000	JET 60 DELLORTO M6X0,75	1
15	0906100100	PLUG DIN0906-M10X1	1
16	59030023000	DOWEL 6X8X11,5	1
17	58030021000	OILDRAIN PLUG W.MAG. M 12X1,5	1
18	58038022000	CU-SEAL RING DIN7603-12X18X1,5	1
19	60030063070	OIL JET 70 M5	1
20	57031523145	MAIN JET 145	1
50	0025060656	HH COLLAR SCREW M6X65 TX30	8
51	0025060756	HH COLLAR SCREW M6X75 TX30	7
99	81730099000	GASKET KIT HUSABERG	1

098123010 / C098173010

* NEW PART

X AS REQUIRED

CYLINDER

HUSABERG FE 570 2009

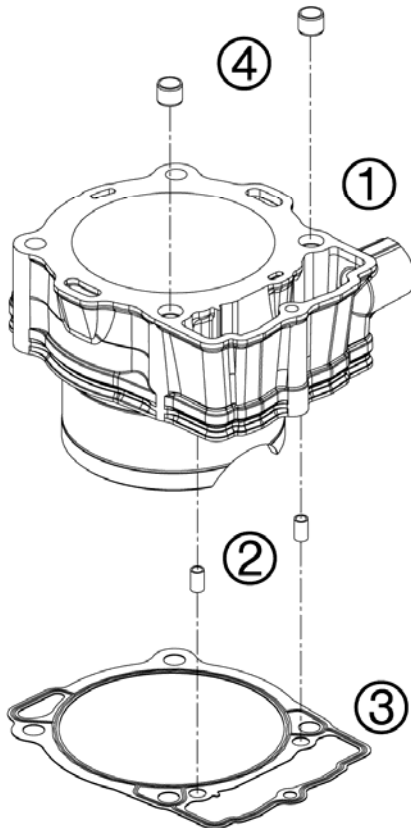
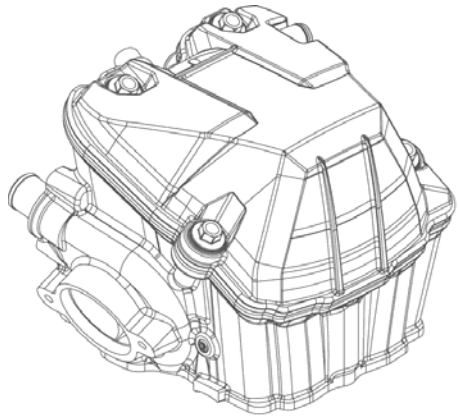


FIG	PART NUMBER	DESCRIPTION	QTY
1	78830005000	CYLINDER D=100MM	1
2	59030023000	DOWEL 6X8X11,5	2
3	78030035000	CYLINDER BASE GASKET	1
4	58530014000	DOWEL 10,2X12,5X10 2001	2

098173040 / C098173040

* NEW PART

X AS REQUIRED

CRANKSHAFT, PISTON

HUSABERG FE 570 2009

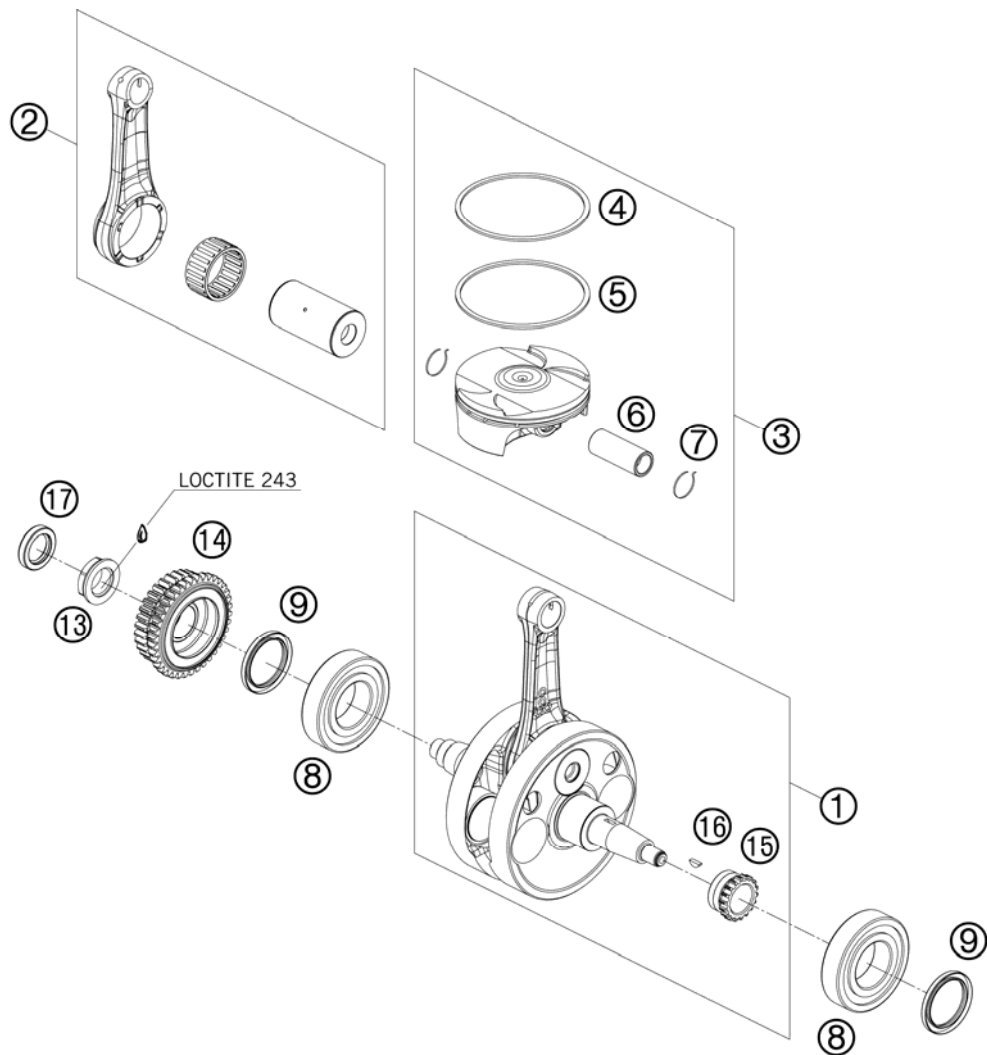


FIG	PART NUMBER	DESCRIPTION	QTY
1	81730018300	CRANKSHAFT CPL.	1
2	81730015044	CONNECTING ROD REPAIR KIT	1
3	81730007100 I	PISTON CPL.	1
3	81730007100 II	PISTON CPL.	1
4	80030032000	RECTANGULAR RING 100X1,25	1
5	81730032000	OIL SCRAPER RING	1
6	81730033100	PISTON PIN	1
7	77630074000	CIRCLIP	2
8	0412357217	CYL.ROLLER BEAR. NJ 207ECP C4	2
9	0760354774	SHAFT SEAL RING 35X47X7 VITON	2
13	78030029100	NUT PRIMARY WHEEL	1
14	78032000233	PRIMARY WHEEL	1
15	78036014200	TIMING GEAR 18T.	1
16	0888030037	WOODRUFF KEY DIN6888-3X3,7	1
17	0760203261	SHAFT SEAL RING 20X32X6 RUBBER	1

098173060 / C098173060

* NEW PART

X AS REQUIRED

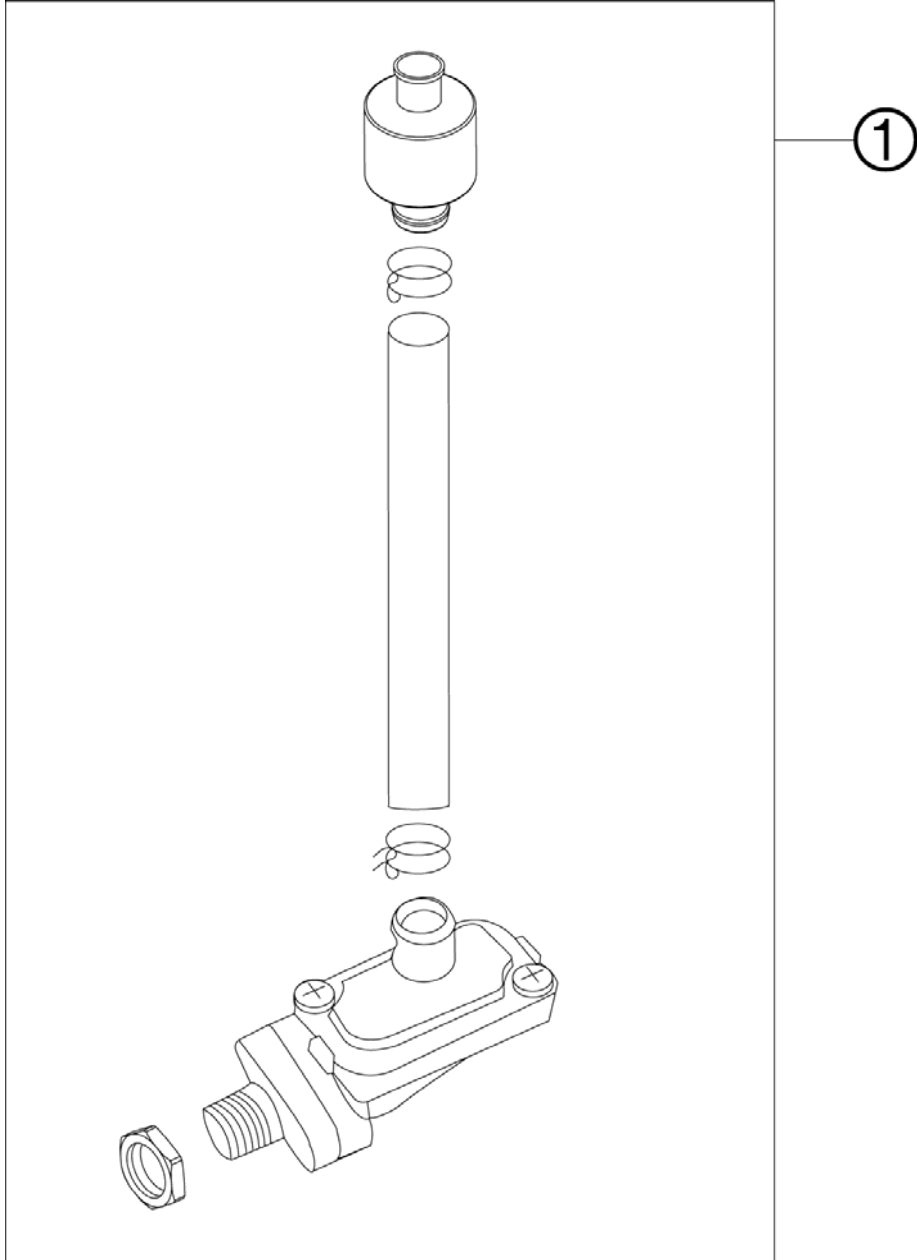


FIG	PART NUMBER	DESCRIPTION	QTY
1	78005024044	SAS-VALVE CPL. ONLY FOR EU	08 1

087803130 / C087803130

* NEW PART

X AS REQUIRED

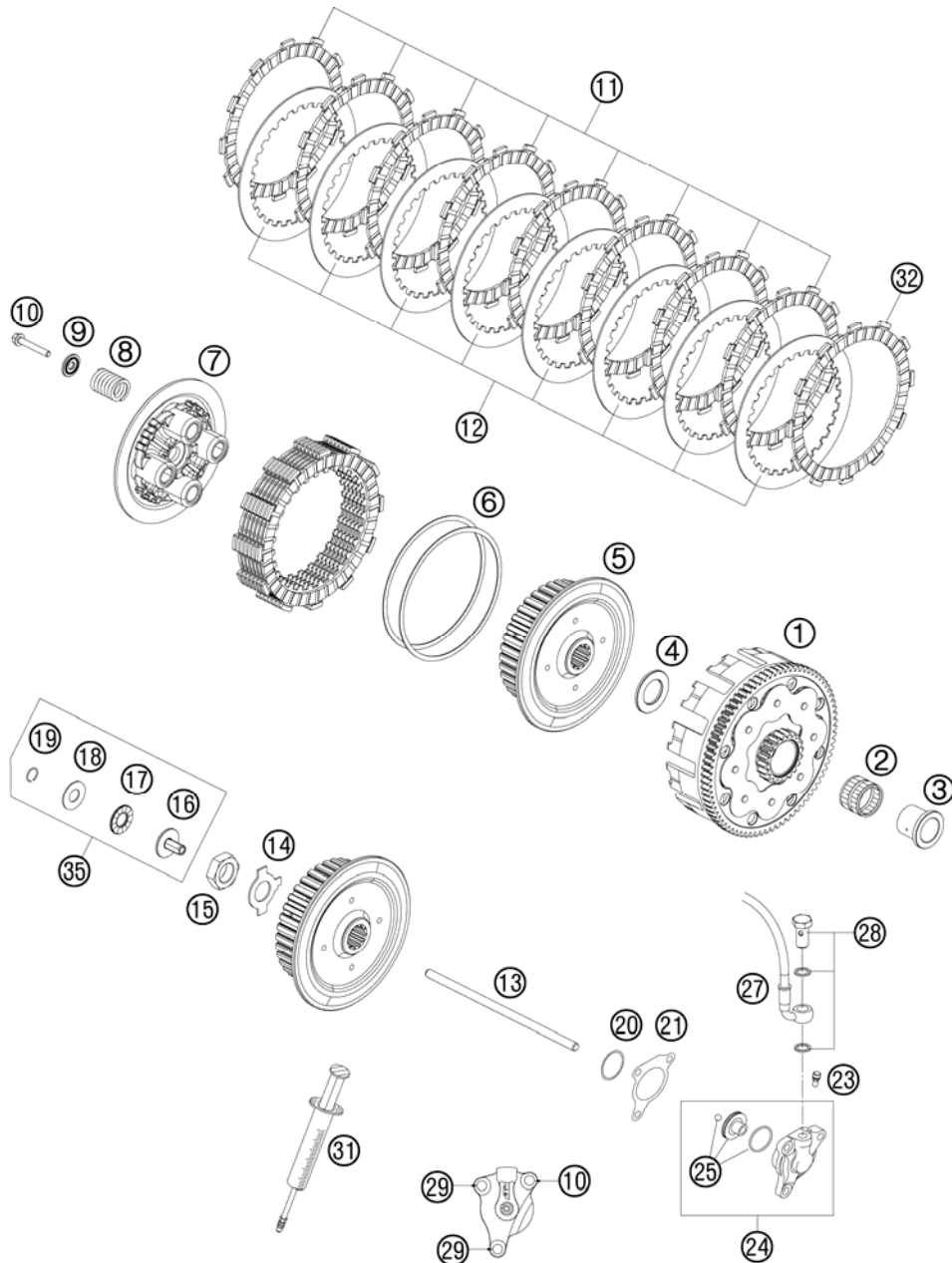


FIG	PART NUMBER	DESCRIPTION	QTY
1	78032001000	OUTER CLUTCH CPL. 08	1
2	56532095000	NEEDLE BEARING K26X30X22ZW.KSE	1
3	78032015000	INNER RING	1
4	78032020000	STOP DISC 08	1
5	78032002200	INNER CLUTCH HUB	1
6	78032009000	JUDDER SPRING CPL.	1
7	78032003100	PRESSURE PLATE	1
8	81732005000	CLUTCH SPRING	4
9	58432081000	WASHER 6,5 X 20 X 2	4
10	0025060306	HH COLLAR SCREW M6X30 TX30	5
11	78032011000	LINING DISC 08	8
12	78032010100	FRICTION PLATE STEEL	8
13	78032054100	PUSH ROD L=186	1
14	77332018000	RETAINING PLATE	1
15	0936181505	HEXAGON NUT DIN0936-M18X1,5 R.	1
16	78032057000	PRESSURE PIECE	1
17	54637097200	AXIAL NEEDLE BEARING AXK 1226	1
18	54637098200	AXIAL WASHER AS1226 12X26X1	1
19	0993012000	CIRCLIP DIN7993-RW12	1
20	0770300015	O-RING 30,00X1,50 NBR 70	1
21	59032065000	GASKET FOR SLAVE CYLINDER	1
23	54732064000	BLEEDER SCREW WITH CAP	1
24	59032061044	OUTPUT CYLINDER CPL. 27MM 2003	1
25	59032066000	PISTON + O-RING + BALL 27MM	1
27	81232063000	CLUTCH PIPE 09	1
28	59032062000	HOLLOW SCREW + COPPER GASKET	1
29	0025060206	HH COLLAR SCREW M6X20 TX30	2
31	50329050000	VENT INJEKTION HYDR. CLUTCH	1
32	78032111100	LINING DISC	1
35	78032057044	PRESSURE PIECE CPL. 08	1

098123210 / C098173210

* NEW PART

X AS REQUIRED

TRANSMISSION II - COUNTERSHAFT

HUSABERG FE 570 2009



FIG	PART NUMBER	DESCRIPTION	QTY
1	78033010000	COUNTERSHAFT	08
2	78033011000	IDLER GEAR 1.G.	08
3	78033015000	SLIDING GEAR 5.G.	08
4	78033013000	IDLER GEAR 3.G.	08
5	78033014000	IDLER GEAR 4.G.	08
6	78033016000	SLIDING GEAR 6.G.	08
7	78033012000	IDLER GEAR 2.G.	08
8	0405222610	NEEDLE BEARING K 22X26X10 A	3
9	0471250120	CIRCLIP DIN0471-25X1,2	3
10	78033031000	STOP DISK 26 X 32 X 1,5	1
11	78033033000	STOP DISK 23 X 32 X 1,5	2
12	59033080000	SHIM 20X32X1	1
13	0405202612	NEEDLE BEARING K 20X26X12	1
14	56033030000	STOP DISC 17,2X30X1	1
15	0471170015	CIRCLIP DIN 0471-17X1, 5	1
20	0625062035	BALL BEARING 6203 JR2 C3	1
21	78033132000	TAB WASHER BEARING COUNT.SHAFT	1
22	0019050103	INT. TORX FLAT HEAD M 5X10 8.8	2
23	49030023000	CYL.ROLL BEARING NJ205	1
24	0760324571	SHAFT SEAL RING 32X45X7 BSLNBR	1
25	0770020220	O-RING 25,12X1,78 NBR70	1
26	54633014100	SPACER BUSHING 12MM	1
27	50033029013	FRONT SPROCKET 13-T	x
27	50033029014	FRONT SPROCKET 14-T	x
27	50033029015	FRONT SPROCKET 15-T	x
28	59033034044	SCREW 10.9+SPRING WASHER	1

087803360 / C087803360

* NEW PART

X AS REQUIRED

TRANSMISSION I - MAIN SHAFT

HUSABERG FE 570 2009

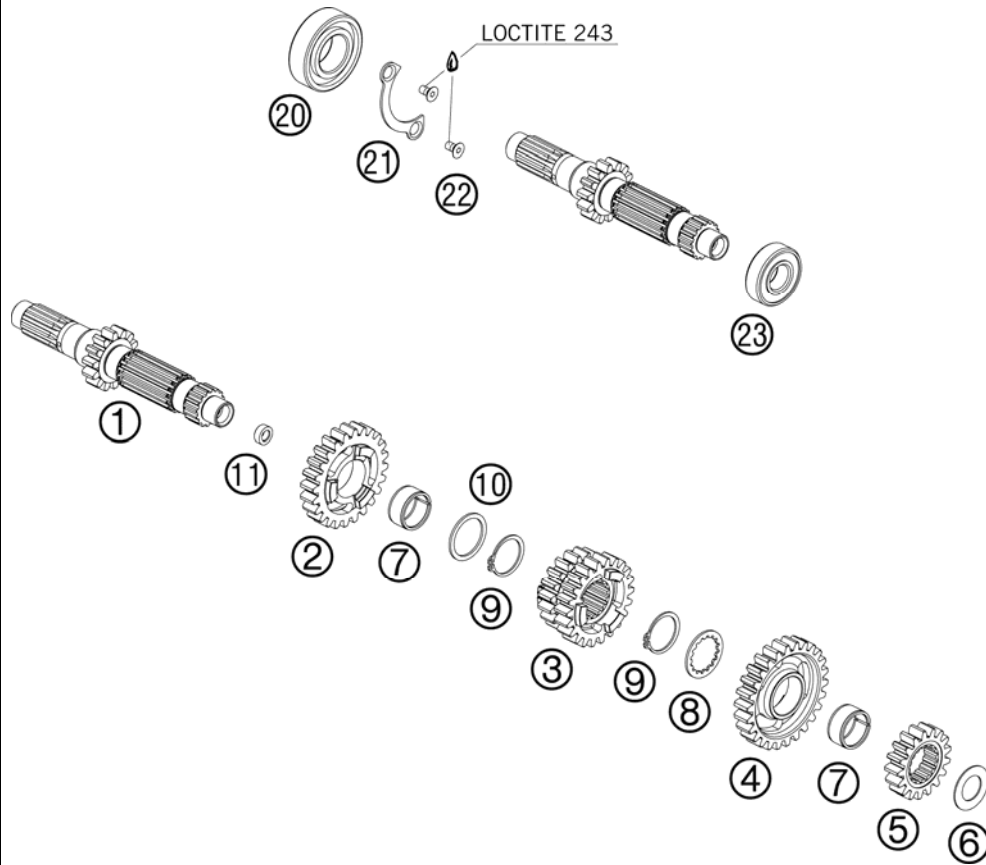


FIG	PART NUMBER	DESCRIPTION	QTY
1	78033001050	MAIN SHAFT 14 T	1
2	78033005000	IDLER GEAR 5.G.	1
3	78033003000	SLIDING GEAR 3/4 G.	1
4	78033006000	IDLER GEAR 6.G.	1
5	78033002000	SOLID GEAR 2.G.	1
6	56033030000	STOP DISC 17,2X30X1	1
7	0405222613	NEEDLE BEAR. K 22X26X13 TN	2
8	78033033000	STOP DISK 23 X 32 X 1,5	1
9	0471250120	CIRCLIP DIN0471-25X1,2	2
10	78033031000	STOP DISK 26 X 32 X 1,5	1
11	78033001110	BUSHING	1
20	0625062054	BALL BEARING 6205 C3 NTN	1
21	81233032000	LOCKING PLATE MAIN SHAFT	1
22	0019050103	INT. TORX FLAT HEAD M 5X10 8.8	2
23	0625062036	BALL BEARING 6203 RSH C3	1

098123330 / C098123330

* NEW PART

X AS REQUIRED

SHIFTING MECHANISM

HUSABERG FE 570 2009

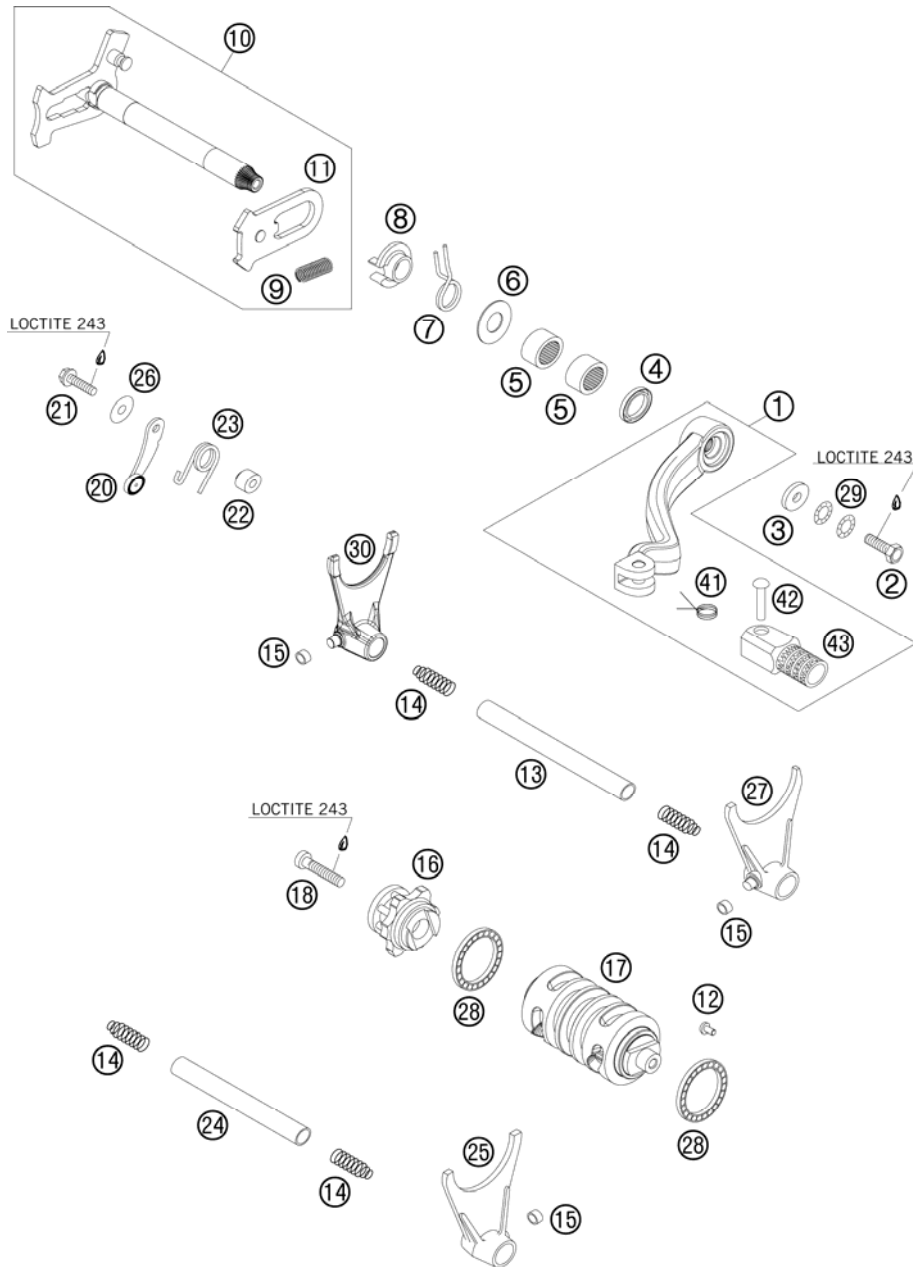


FIG	PART NUMBER	DESCRIPTION	QTY
1	54734031000	SHIFT LEVER CPL. 2-STROKE 2001	1
2	59009062016	SPECIAL SCREW M6X16 WS=8 10.9	1
3	50232050001	STEEL WASHER 6,4X17X3	1
4	0760142460	SHAFT SEAL RING 14X24X6 B	1
5	54632095000	NEEDLE BEAR.HK 1412 14X20X12	2
6	54634050000	STOP DISK 14X30X1	1
7	54634014100	RETURN SPRING 2,2MM '95	1
8	54634020000	SPRING GUIDE	1
9	56534013100	TENSIONING SPRING 0,8MM	1
10	78034005044	SHIFT SHAFT CPL.	1
11	54634008044	SLIDING PLATE CPL.	1
12	0018050103	INT. TORX OVAL HEAD M 5X10 8.8	1
13	78034020000	SHIFT RAIL 11,8X101,5	1
14	58038023200	PRESSURE SPRING 0,9MM	4
15	50334018100	SHIFTING ROLLER 6X8X5,2	3
16	78034015144	SHIFT DRUM LOCATING ALU CPL.	1
17	78034012000	SHIFT ROLLER	1
18	0012060303	AH SCREW DIN6912 M6X30 8.8	1
20	77034024044	LOCKING LEVER CPL. 08	1
21	0025050206	HH COLLAR SCREW M5X20 TX30	1
22	54634052300	SLEEVE FOR LOCKING LEVER	1
23	60034023000	ARRESTING LEVER SPRING 03	1
24	78034019000	SHIFT RAIL 11,8X85	1
25	59034001000	SHIFT FORK 5./6.GEAR 2000	1
26	03490000050	WASHER DIN7349-5X15X2	1
27	59034002000	SHIFT FORK 2./4.GEAR 2000	1
28	0625618050	BALL BEARING 61805 C3	2
29	50233041000	PAIR OF WASHERS M 6 NORDLOCK	1
30	78034003000	SHIFTING FORK 1ST/3RD GEAR	1
41	54634032100	SHIFTING LEVER SPRING 250	1
42	54634031050	BOLT 6X25 FOR SHIFT LEVER	1
43	54634131000	STEP PLATE FOR SHIFT LEVER 250	1

098123410 / C098123410

* NEW PART

X AS REQUIRED

WATER PUMP

HUSABERG FE 570 2009

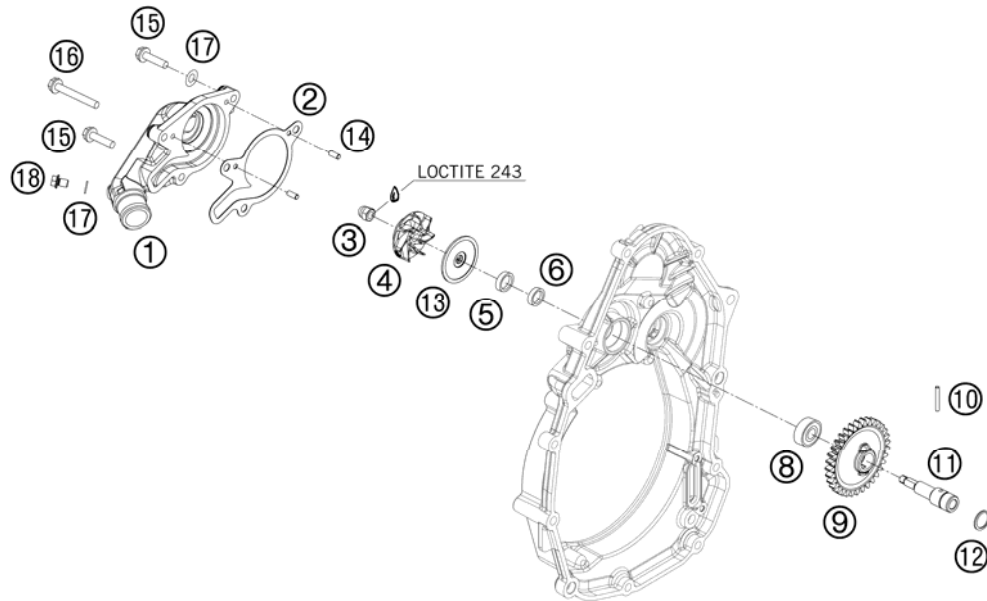


FIG	PART NUMBER	DESCRIPTION	QTY
1	81235052100	WATERPUMP COVER	1
2	81235053100	WATER PUMP COVER GASKET	1
3	0587060002	HH CAP NUT DIN1587-M 6 SS.	1
4	81235055020	WATER PUMP ROTOR	1
5	0760102455	SHAFT SEAL RING 10X24X5,5	1
6	0760102440	SHAFT SEAL RING 10X24X4	1
8	0625060001	BALL BEARING 6000/C3	1
9	78035054001	DRIVE WHEEL WAPU PLASTIC MAT.	1
10	0402032180	NEEDLE ROLLER DIN5402 3X21,8	1
11	81235054100	WATER PUMP SHAFT	1
12	0471140100	LOCK WASHER DINO471-14X1	1
13	81235055010	WASHER WATERPUMP	1
14	0402040980	NEEDLE ROL.DIN5402 NRB 4X9,8	2
15	0025060256	HH COLLAR SCREW M6X25 TX30	2
16	0025060556	HH COLLAR SCREW M6X55 TX30	1
17	0603061001	CU-SEAL RING DIN7603-6X10X1	2
18	0025060086	HH COLLAR SCREW M6X8 TX30	1

098123510 / C098123510

* NEW PART

X AS REQUIRED

COOLING SYSTEM

HUSABERG FE 570 2009

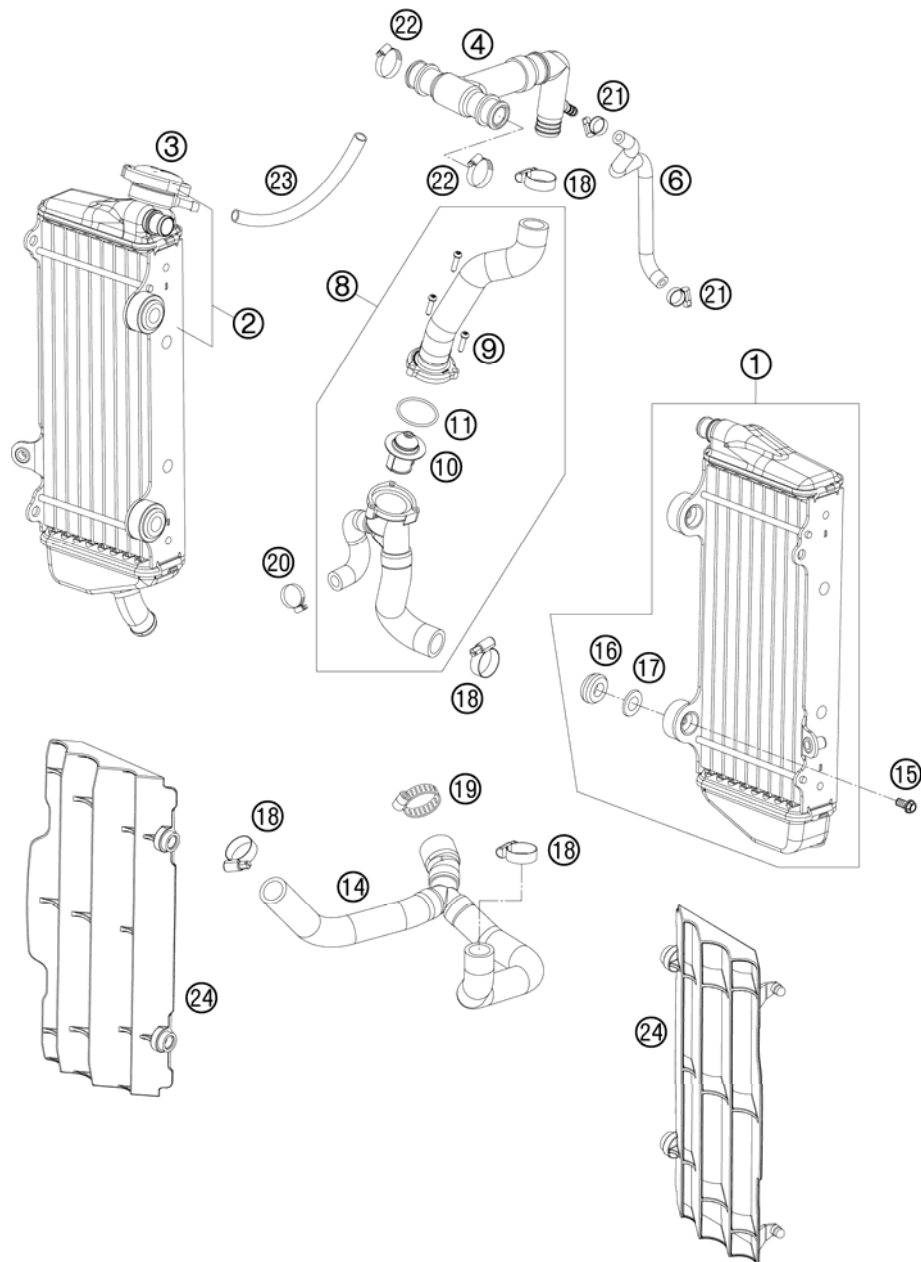


FIG	PART NUMBER	DESCRIPTION	QTY
1	77335007000	RADIATOR L/S "45519U" 07	1
2	78035008000	RADIATOR R/S "45556" 08	1
3	77335016000	RADIATOR CAP SMALL 1,8 BAR	1
4	81235026044	T-CONNECTOR INCL. ANGLE PIECE	1
6	81235029000	BREATHER HOSE	1
8	81235013044	THERMOSTAT W. COOLER HOSES 09	1
9	0016040183	SCREW FOR PLASTIC D=4X18	3
10	59435017000	THERMOSTAT 70 DEGREE 04	1
11	0770320020	O-RING 32,00X2,00	1
14	81735027033	RADIATOR HOSE W. Y-CONNECTOR	1
15	0023060123	COLLAR SCREW M6X12 TX	4
16	41001052000	RUBBER SLEEVE D=12MM	4
17	77335001000	WASHER FOR RADIATOR 08	4
18	10001020000	HOSE CLAMP GEMI 16-27	4
19	76235028000	HOSE CLAMP GEMI 20-32 MM	1
20	58335099000	HOSE CLAMP GEMI 10-16	1
21	81235099000	HOSE CLAMP 8-12 NORMA	2
22	42013037300	HOSE CLAMP NORMA 12/22	2
23	55007016001	PVC-HOSE 7X10 PER METER	x
24	7733503400030	RADIATOR PROTECTION BLACK 07	2

098173530 / C098173530

* NEW PART

X AS REQUIRED

VALVE DRIVE

HUSABERG FE 570 2009

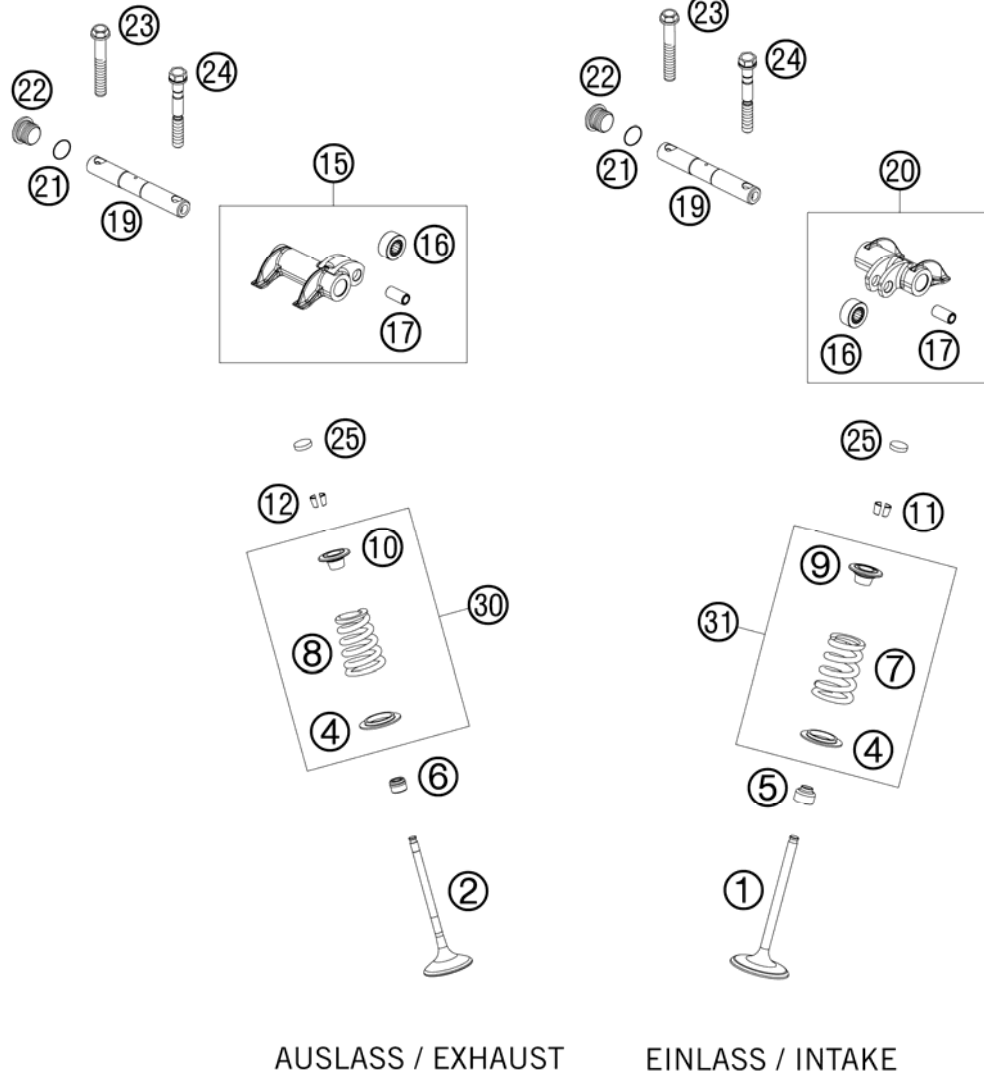


FIG	PART NUMBER	DESCRIPTION	QTY
1	78036030000	INTAKE VALVE	2
2	78036031000	EXHAUST VALVE	2
4	78036136000	VALVE SPRING HOLDER EXHAUST	4
5	59036027000	VALVE-STEM SEALING RACING	2
6	77036027000	VALVE-STEM SEALING 05	2
7	78036028000	VALVE SPRING INTAKE	2
8	78036029000	VALVE SPRING EXHAUST	2
9	78036132100	VALVE SPRING RETAINER INTAKE	2
10	78036032100	VALVE SPRING RETAINER EXHAUST	2
11	78036033000	VALVE COLLET LK 6H	4
12	77036033000	VALVE COLLET 05	4
15	78036061044	ROCKER ARM EXHAUST CPL.	1
16	59036061091	ROCKER ARM ROLLER	2
17	78036061092	BEARING BOLT ROCKER ARM ROLLER	2
19	78036056000	ROCKER ARM SHAFT	2
20	78036060044	ROCKER ARM INTAKE CPL.	1
21	0770110015	O-RING 1,5x11 SILICON	2
22	78036081000	HOLDING BOLT M14X1,5	2
23	77036080000	SPECIAL SCREW M7X40 WS10	2
24	78036080000	FIT BOLT M7X1X55	2
25	60036035200	SHIM D=10/2,00	03
25	60036035205	SHIM D=10/2,05	03
25	60036035210	SHIM D=10/2,10	03
25	60036035215	SHIM D=10/2,15	03
25	60036035220	SHIM D=10/2,20	03
25	60036035225	SHIM D=10/2,25	03
25	60036035230	SHIM D=10/2,30	03
25	60036035235	SHIM D=10/2,35	03
25	60036035240	SHIM D=10/2,40	03
25	60036035245	SHIM D=10/2,45	03
25	60036035250	SHIM D=10/2,50	03
25	60036035255	SHIM D=10/2,55	03
25	60036035260	SHIM D=10/2,60	03
25	60036035265	SHIM D=10/2,65	03
25	60036035270	SHIM D=10/2,70	03
25	60036035275	SHIM D=10/2,75	03

087803610 / C098123610

* NEW PART

X AS REQUIRED

VALVE DRIVE

HUSABERG FE 570 2009

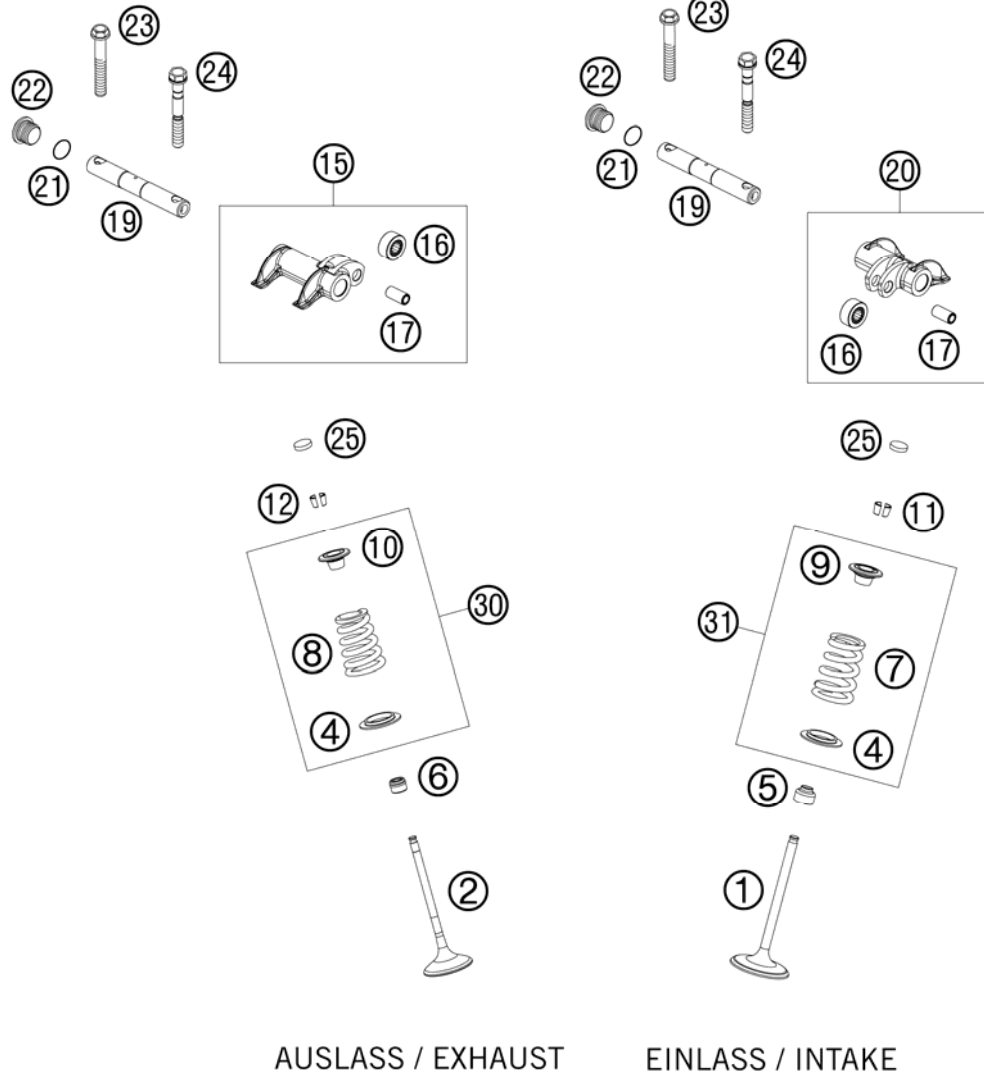


FIG	PART NUMBER	DESCRIPTION	QTY
25	60036035280	SHIM D=10/2,80	03
25	60036035285	SHIM D=10/2,85	03
25	60036035290	SHIM D=10/2,90	03
25	60036035295	SHIM D=10/2,95	03
25	60036035300	SHIM D=10/3,00	03
25	60036035305	SHIM D=10/3,05	03
25	60036035310	SHIM D=10/3,10	03
25	60036035315	SHIM D=10/3,15	03
25	60036035320	SHIM D=10/3,20	03
30	78036029144	VALVE SPR.-KIT EX. 450-503 09	2
31	78036028144	VALVE SPR.-KIT INT. 450-530 09	2

087803610 / C098123610

* NEW PART

X AS REQUIRED

TIMING DRIVE

HUSABERG FE 570 2009

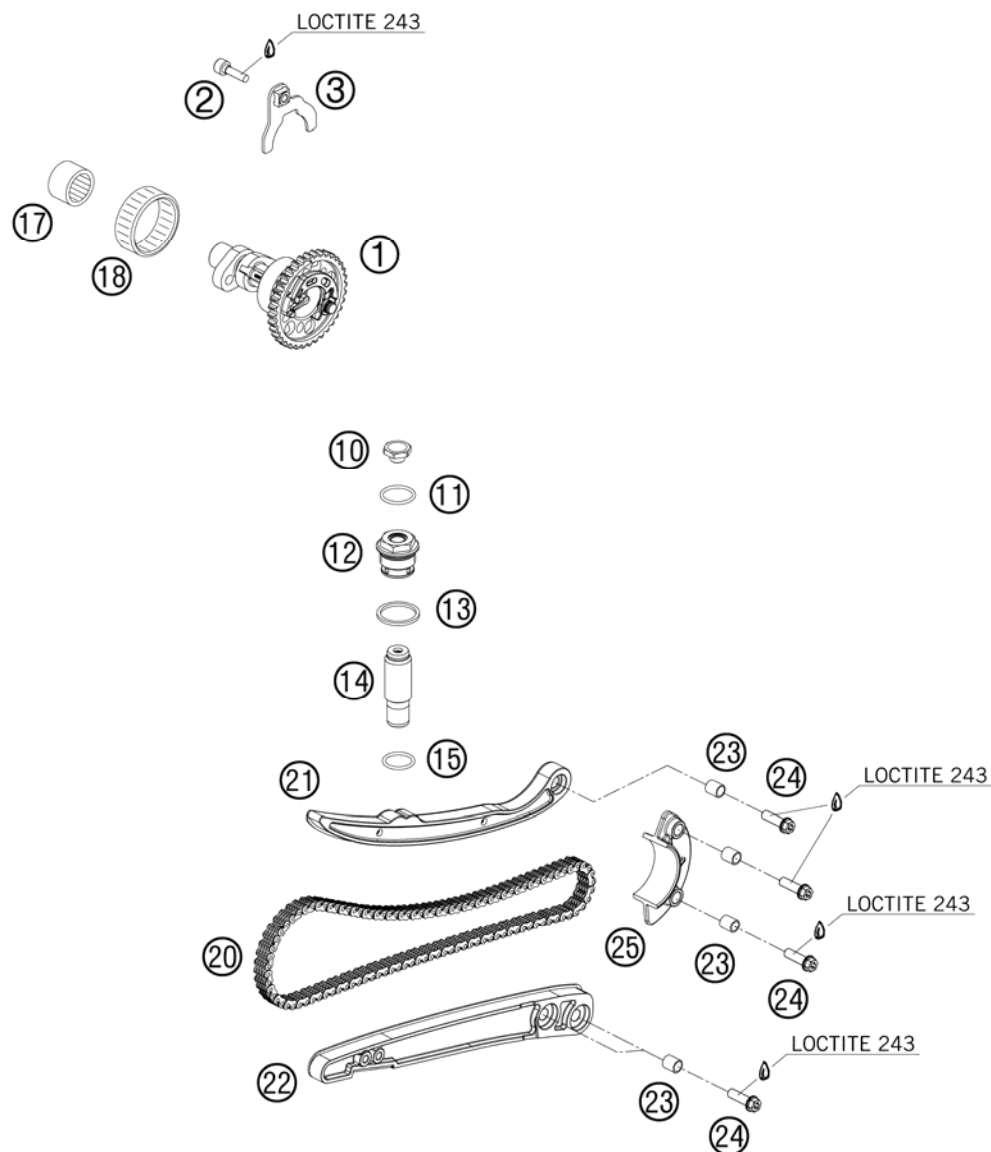


FIG	PART NUMBER	DESCRIPTION	QTY
1	81736010033	CAMSHAFT WITH AUTODECO	1
2	0912060208	AH SCREW DIN0912-M 6X20 SS	1
3	78036012033	RETAINING PLATE CAMSHAFT CPL.	1
10	77336008010	HOLDING BOLT	1
11	0770010010	O-RING 10,00X1,00 NBR 70 SH	1
12	78036008000	CHAIN ADJUSTER HOLDING BOLT	1
13	0603242920	CU SEAL-RING DIN7603 A24X29X2	1
14	77036003000	CHAIN ADJUSTER HYD. 05	1
15	0770180020	O-RING 18,00X2,00 NBR 70	1
17	0618182414	NEEDLE SLEEVE HK1814RS18/24/14	1
18	0618404712	NEEDLE SLEEVE HK4012B40X47X12	1
20	78636013000	TIMING CHAIN 114T 08	1
21	81236002000	TENSIONING RAIL	1
22	81236001000	CHAIN GUIDE	1
23	77036001050	SPACER BUSHING 6.1X8.2X9.1 05	5
24	0025060206	HH COLLAR SCREW M6X20 TX30	5
25	81236005000	CHAIN SKIP PROTECTION	1

098123620 / C098173620

* NEW PART

X AS REQUIRED

CYLINDER HEAD

HUSABERG FE 570 2009

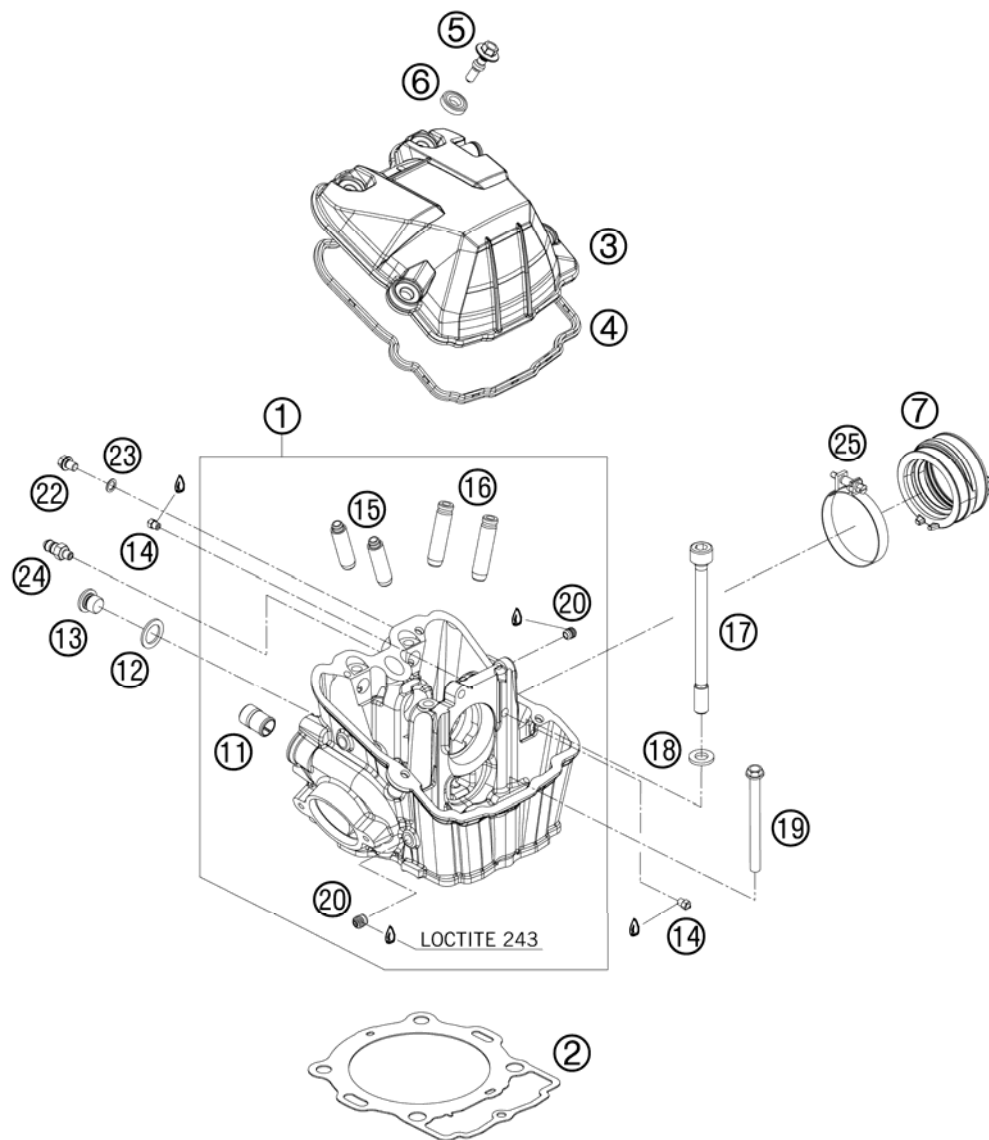


FIG	PART NUMBER	DESCRIPTION	QTY
1	8123602000	CYLINDER HEAD CPL.	1
2	78830036000	CYLINDER HEAD GASKET D=100 08	1
3	7803605200033	VALVE COVER BLACK MATT	1
4	78036053000	VALVE COVER GASKET	1
5	78036054000	VALVE COVER SCREW	4
6	75036052010	DECOUPLING ELEMENT 07	4
7	81236044000	INTAKE BOOT EFI	1
11	58030010200	SCREW IN NOZZLE M20X1,5	1
12	58038022000	CU-SEAL RING DIN7603-12X18X1,5	1
13	78036024000	PLUG SCREW SAS M12X1,5	1
14	60030063070	OIL JET 70 M5	2
15	78036026000	VALVE GUIDE EXHAUST	2
16	78036025000	VALVE GUIDE INTAKE	2
17	78630044000	CYL. HEAD SCREW M10X1,25 L=138	4
18	77336089010	WASHER 19X10,5X2,5	4
19	0025060856	HH COLLAR SCREW M6X85 TX30	1
20	59030296000	SCREW PLUG	2
22	0025060086	HH COLLAR SCREW M6X8 TX30	1
23	0603061001	CU-SEAL RING DIN7603-6X10X1	1
24	58336020290	VACUUM CONNECTION M6X1 ALU AH	1
25	59030061200	CLAMP GEMI 56MM W. STOP	1

098173630 / C098173630

* NEW PART

X AS REQUIRED

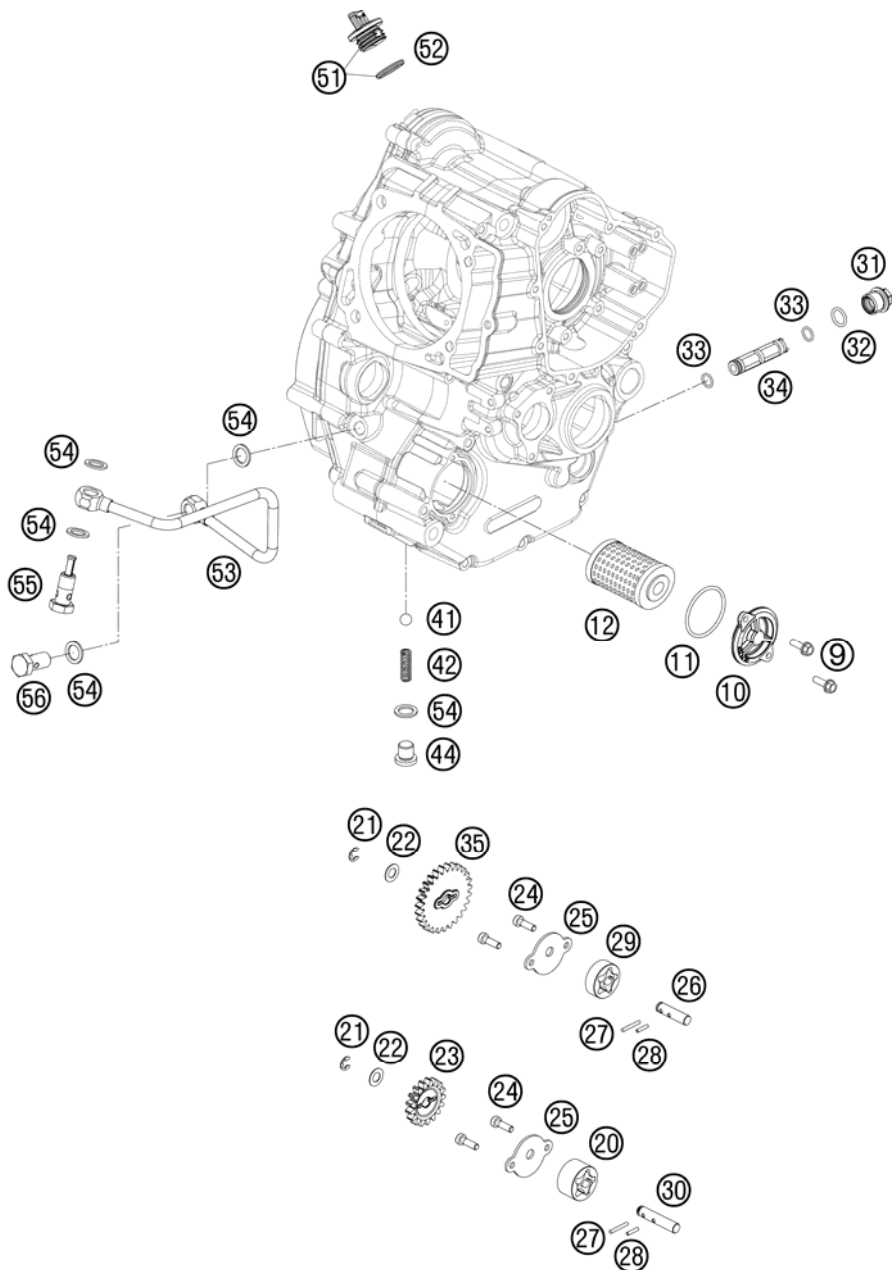


FIG	PART NUMBER	DESCRIPTION	QTY
9	0025050166	HH COLLAR SCREW M5X16 TX30	2
10	75038041200	OILFILTER CAP	1
11	0770039026	O-RING 39,34X2,62 NBR 70 SH	1
12	77038005044	OIL FILTER WITH GASKET 06	1
20	59038011012	OILPUMP ROTOR 12MM G-95R/003	1
21	0799060000	TAB WASHER DIN6799-RS 6,0	2
22	58038007755	STOP DISK 8,1 X 15 X 0,5	2
23	78038001017	OIL PUMP GEAR 17 T	1
24	0984050123S	CYLIND. SCR. DIN6912 M5X12 8.8	4
25	81238003000	OIL PUMP COVER	2
26	78038002000	OIL PUMP SHAFT TRANSM. PUMP	1
27	0402251980	NEEDLEROL.DIN5402 NRA 2,5X19,8	2
28	0402251180	NEEDLE ROLLER DIN5402 2,5X11,8	2
29	59038011010	OILPUMP ROTOR CPL. 10MM G-73R	1
30	81238102000	OIL PUMP SHAFT DP	1
31	78038018000	SCREW PLUG M17	1
32	0770125020	O-RING 12,50X2,00 NBR 70	1
33	0770090015	O-RING 9X1,5 NBR	2
34	78038015000	OIL SCREEN 12,5X56,5MM	1
35	78038001027	OIL PUMP GEAR 27T	1
41	0401090003	BALL DIN5401-9	1
42	58038023300	PRESSURE SPRING L=25MM D=1MM	1
44	0908120153	PLUG DIN0908-M12X1,5	1
51	58030020100	PLUG CPL. M24X3	1
52	0770191015	O-RING 19,00X3,00 NBR	1
53	81738035000	OIL PIPE	1
54	58038022000	CU-SEAL RING DIN7603-12X18X1,5	5
55	81238016000	HOLLOW SCREW M12 W. STRAINER	1
56	0643120243	HOLLOW SCREW DIN7643-8 M12X1,5	1

098173810 / C098173810

* NEW PART

X AS REQUIRED

IGNITION SYSTEM

HUSABERG FE 570 2009

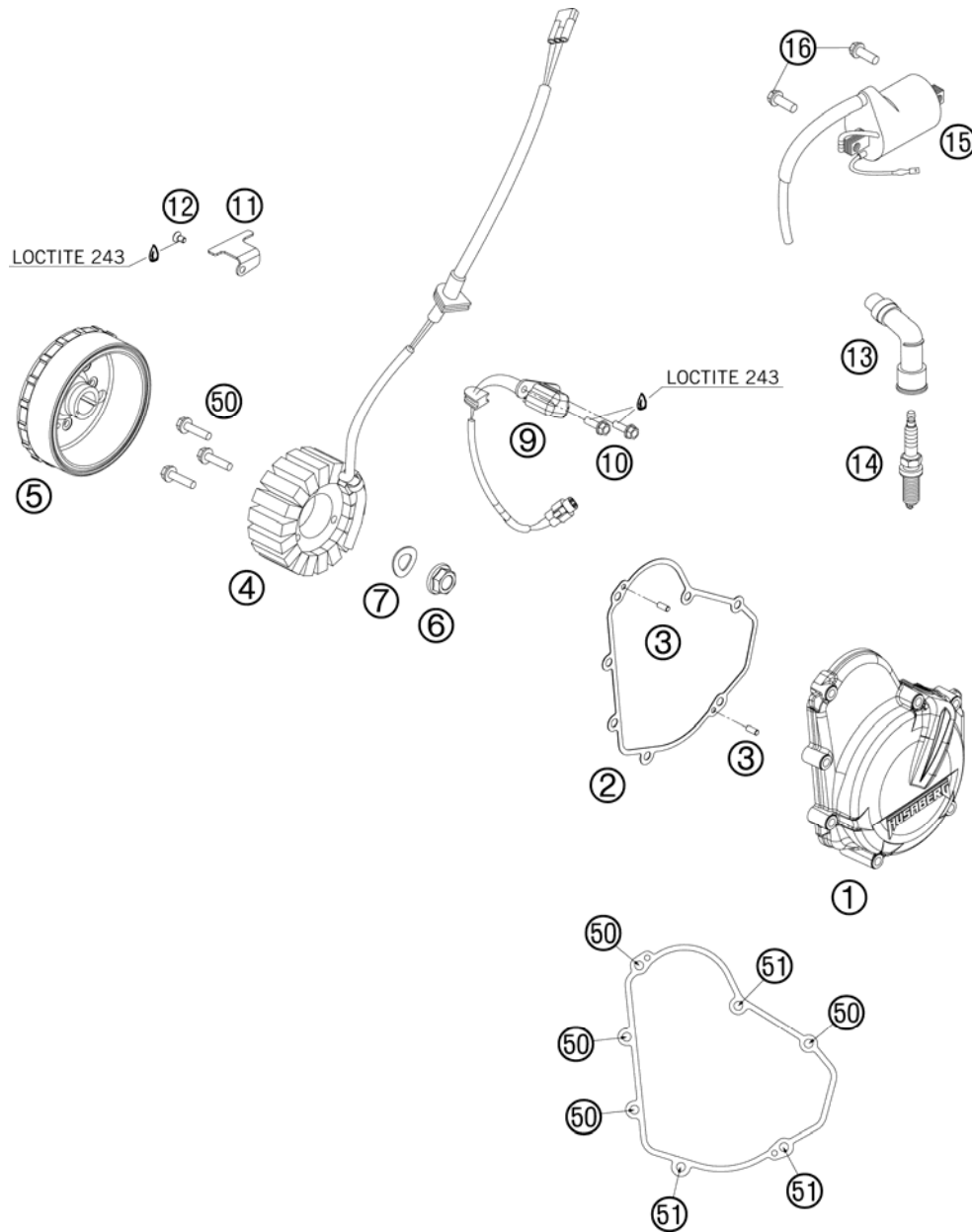


FIG	PART NUMBER	DESCRIPTION	QTY
1	81230002100	IGNITION COVER	1
2	81230040000	IGNITION COVER GASKET	1
3	0402040980	NEEDLE ROL.DIN5402 NRB 4X9,8	2
4	83039004000	STATOR	1
5	78039205000	ROTOR EXC 08	1
6	49030021000	COLLAR NUT M12X1 R/S	1
7	0137120000	SPRING WASHER DIN0137-B12	1
9	59039034000	PULSER COIL KOKUSAN 4K3-A/B	1
10	0025050166	HH COLLAR SCREW M5X16 TX30	2
11	81230002010	RETAINING PLATE	1
12	0991040083S	FLAT HEAD SCREW DIN7991-M 4X8	1
13	78039090000	SPARK PLUG CONNECT. AP-TRS1908	1
14	75039093000	SPARK PLUG M12X1,25 LKAR8AI-9	1
15	58439006000	IGNITIONCOIL IG3826 KOKUSAN'96	1
16	0025060166	HH COLLAR SCREW M6X16 TX30	2
50	0025060306	HH COLLAR SCREW M6X30 TX30	7
51	0025060506	HH COLLAR SCREW M6X50 TX30	3

098123910 / C098123910

* NEW PART

X AS REQUIRED

ELECTRIC STARTER

HUSABERG FE 570 2009

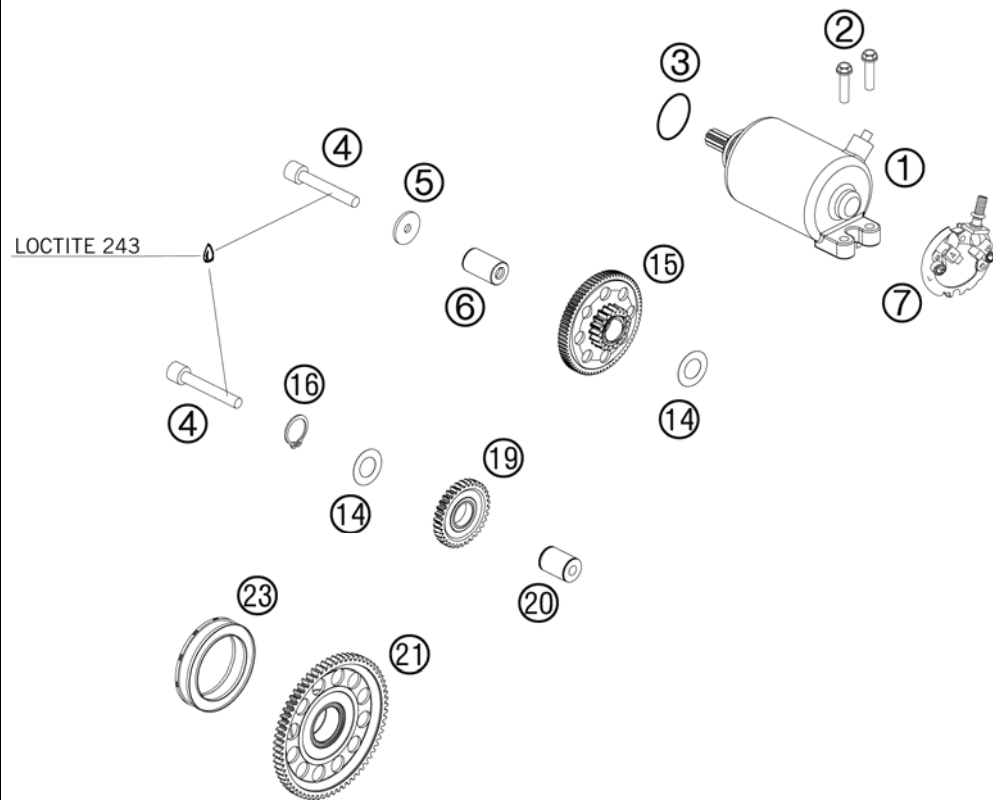


FIG	PART NUMBER	DESCRIPTION	QTY
1	78040001000	E-START. ENGINE CPL. 0,45KW 08	1
2	0025060206	HH COLLAR SCREW M6X20 TX30	2
3	0770020220	O-RING 25,12X1,78 NBR70	1
4	0912060404	AH SCREW DIN0912-M 6X40 A2	2
5	78040016004	STOP DISC 6X23X2	1
6	78040029000	BEARING BOLT	1
7	78040002000	BRUSH HOLDER F. STARTER	1
14	0988172405	SHIM WASHER DIN0988-17X24X0,5	2
15	81240016100	TORQUE LIMITER CPL.	1
16	0471170010	CIRCLIP DIN0471-17X1	1
19	78040022000	IDLER GEAR 30-T CPL.	1
20	78040028000	BUSHING PIN	1
21	78040020133	FREEWHEEL GEAR CPL.	1
23	75040026000	FREE WHEEL	1

098124010 / C098124010

* NEW PART

X AS REQUIRED

THROTTLE BODY

HUSABERG FE 570 2009

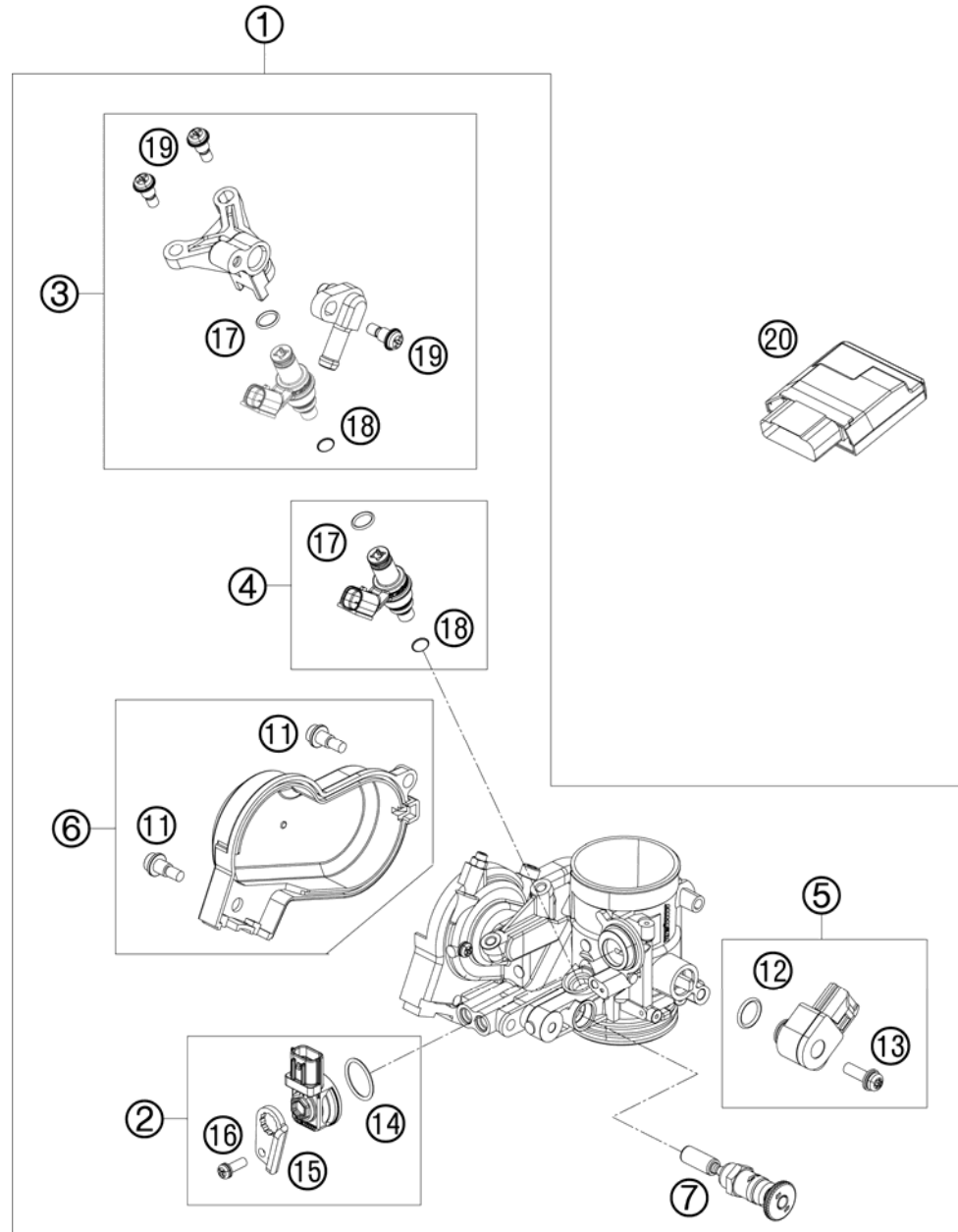


FIG	PART NUMBER	DESCRIPTION	QTY
1	81241001000	THROTTLE BODY	1
2	81241085044	MAP SENSOR CPL.	1
3	81241013044	FUEL RAIL CPL.	09
4	75041023044	FUEL INJECTOR ASSY SET	07
5	81241077044	TPS KPL.	09
6	81241056044	THROTTLE COVER CPL.	09
7	81241060000	STARTER VALVE COMP.	1
11	81241056020	SPECIAL SCREW AH	2
12	61041077010	O-RING THROTTLE POS. SENSOR	1
13	81241077030	SPECIAL SCREW	1
14	75041085010	O-RING	1
15	81241085020	PLATE	09
16	81241085030	SPECIAL SCREW	1
17	75041023020	O-RING	1
18	75041023010	SEAL RING	1
19	75041013010	SCREW SHOULDER	3
20	81241031000	TIMING CHARGER EFI	1

098124110 / C098124110

* NEW PART

X AS REQUIRED